 Global ranking: #67

## Pakistan

EF EPI score: 493 



Global average score: 488



### Scores by skill

Reading score: 512



Listening score: 470



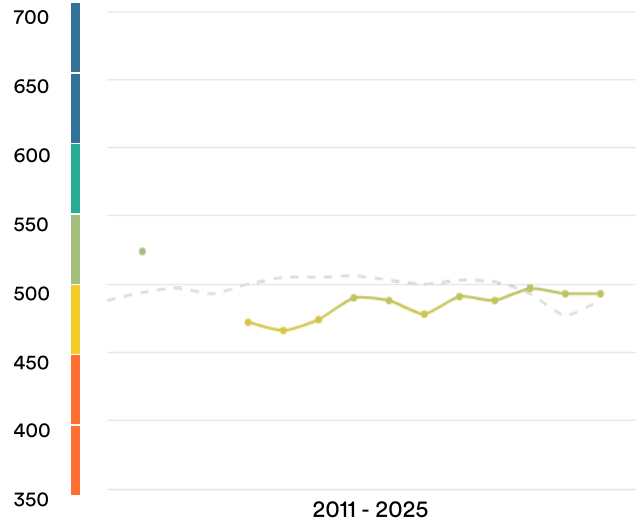
Writing score: 515



Speaking score: 517

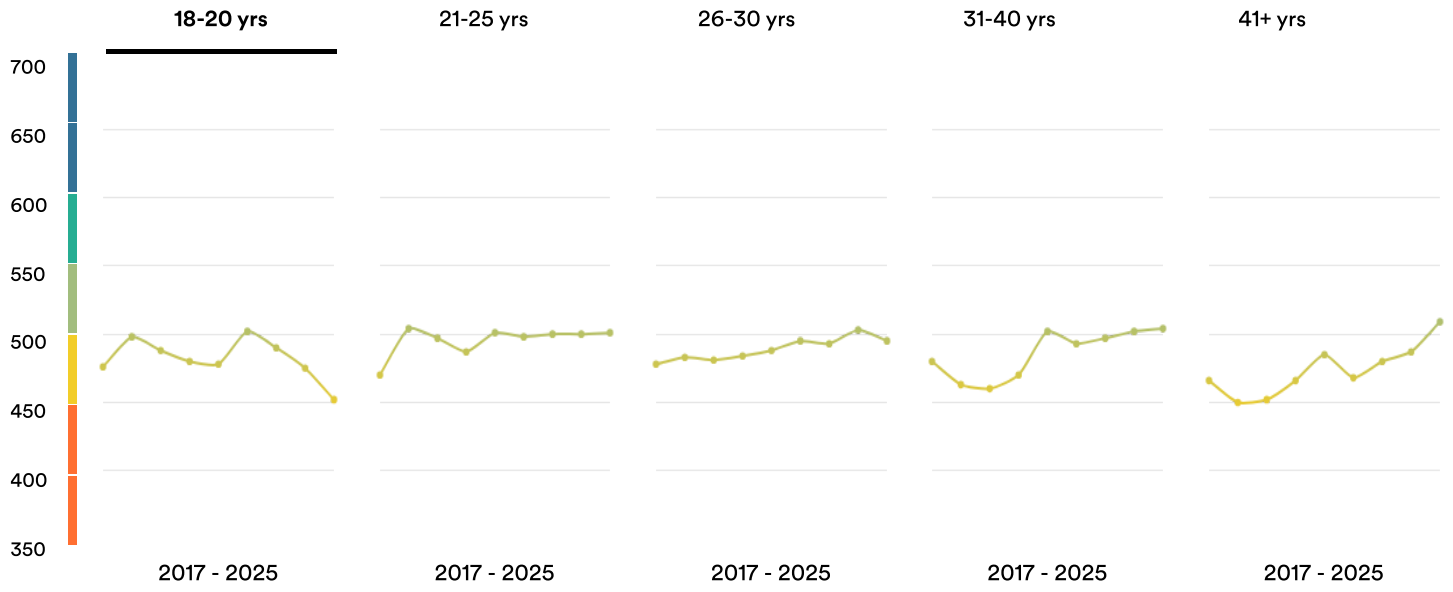


### Proficiency Trends

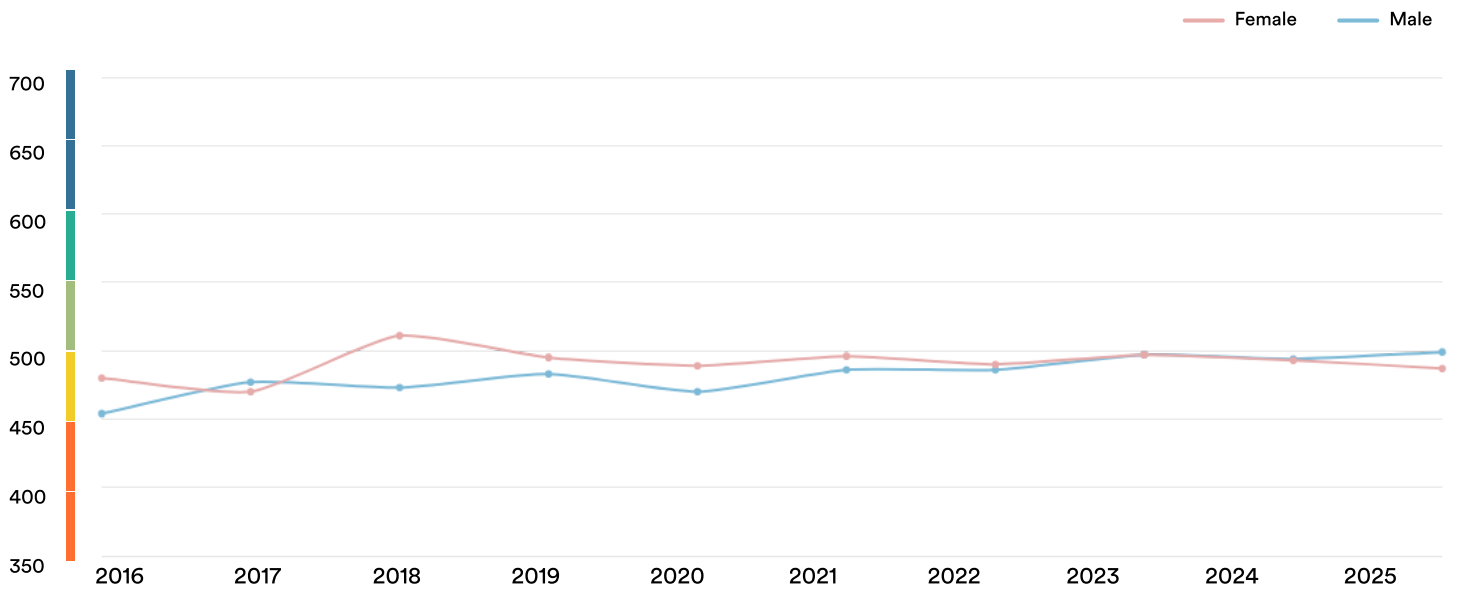


Key  Very high  High  Moderate  Low  Very low

# Age Trends



# Gender Trends



# Scores by job function

**Accounting & Finance:** 467



**Admin & Clerical:** 401



**Customer Service:** 486



**Human Resources:** 458



**IT:** 504



**Legal:** 482



**Marketing:** 485



**Operations:** 515



**Sales:** 493



**Student:** 499



**Teacher:** 499









**Unspecified / unemployed:** 498















## Geographic Scores

### Regions

 Punjab	554	 Khyber Pakhtunkhwa	501	 Sind	491
 Balochistan	489	 Azad Jammu and Kashmir	463	 Gilgit-Baltistan	437

### Cities

 Islamabad	529	 Rawalpindi	524	 Quetta	510
 Peshawar	506	 Gujranwala	504	 Lahore	498
 Karachi	496	 Sargodha	495	 Faisalabad	491
 Mardan	487	 Multan	482	 Hyderabad	463

### About EF EPI

The EF English Proficiency Index (EF EPI) is a ranking of countries and regions by their English skills. This regional fact sheet is a companion to the EF EPI 2025 edition report. To read the full EF EPI report, with the ranking, regional analyses, and demographic trends, visit [www.ef.com/epi](http://www.ef.com/epi). (<https://www.ef.com/epi>) The EF EPI is published by Signum International AG.

© Signum International AG 2026. All rights reserved.

