



 **Ecuador**

#80

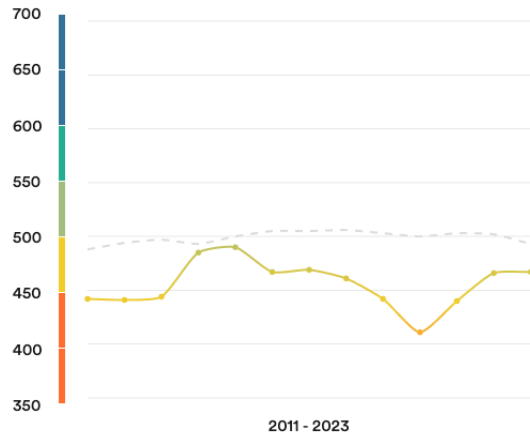
Ranked no. 80 out of 113 countries

EF EPI score: 467

Global average score 493

Position in Latin America : 18 of 20

Proficiency trends



Key | Very high | High | Moderate | Low | Very low

Geographic scores

Regions

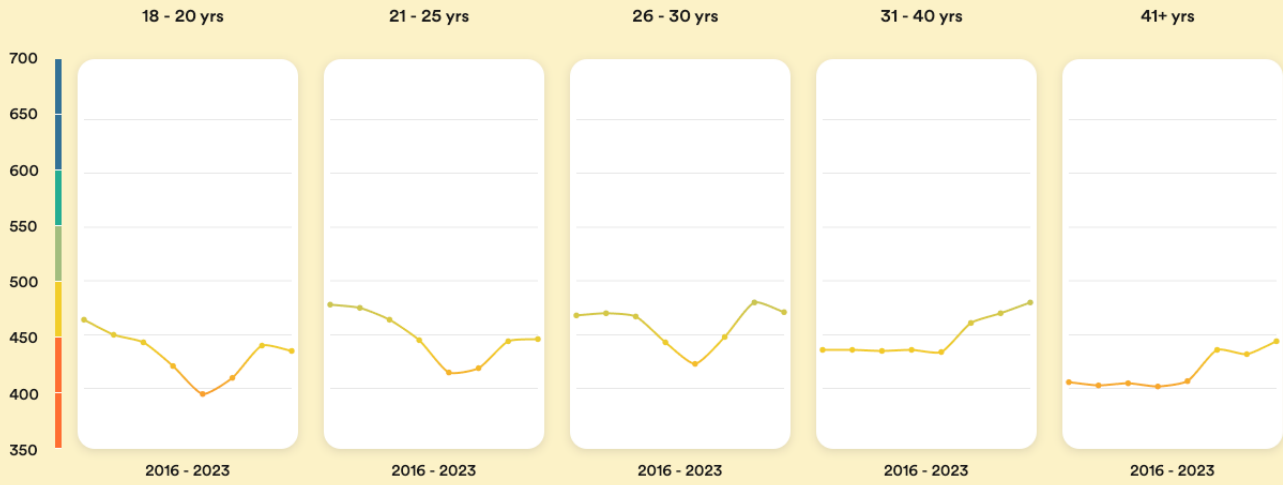
| | |
|--------------------------------|-----|
| Pichincha | 512 |
| Azuay | 459 |
| Chimborazo | 456 |
| Guayas | 455 |
| El Oro | 445 |
| Tungurahua | 443 |
| Santa Elena | 442 |
| Cañar | 440 |
| Imbabura | 438 |
| Loja | 432 |
| Los Rios | 404 |
| Manabí | 391 |
| Esmeraldas | 388 |
| Santo Domingo de los Tsáchilas | 374 |
| Cotopaxi | 370 |
| Pastaza | 362 |
| Galápagos | 350 |
| Napo | 339 |

Cities

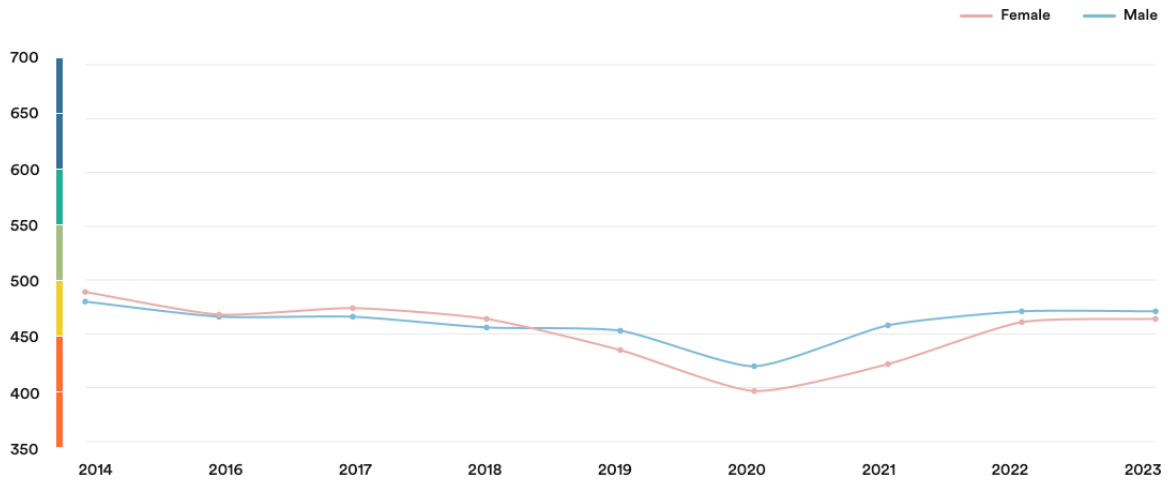
| | |
|---------------|-----|
| Quito | 513 |
| Guayaquil | 465 |
| Cuenca | 462 |
| Riobamba | 459 |
| Ambato | 441 |
| Loja | 434 |
| Ibarra | 434 |
| Manta | 402 |
| Latacunga | 368 |
| Santo Domingo | 366 |



Age trends



Gender Trends



About the EF EPI

The EF English Proficiency Index (EF EPI) is a ranking of countries and regions by their English skills. This regional fact sheet is a companion to the EF EPI 2023 edition report. To read the full EF EPI report, with the ranking, regional analyses, and demographic trends, visit www.ef.com/epi. The EF EPI is published by Signum International AG.

