

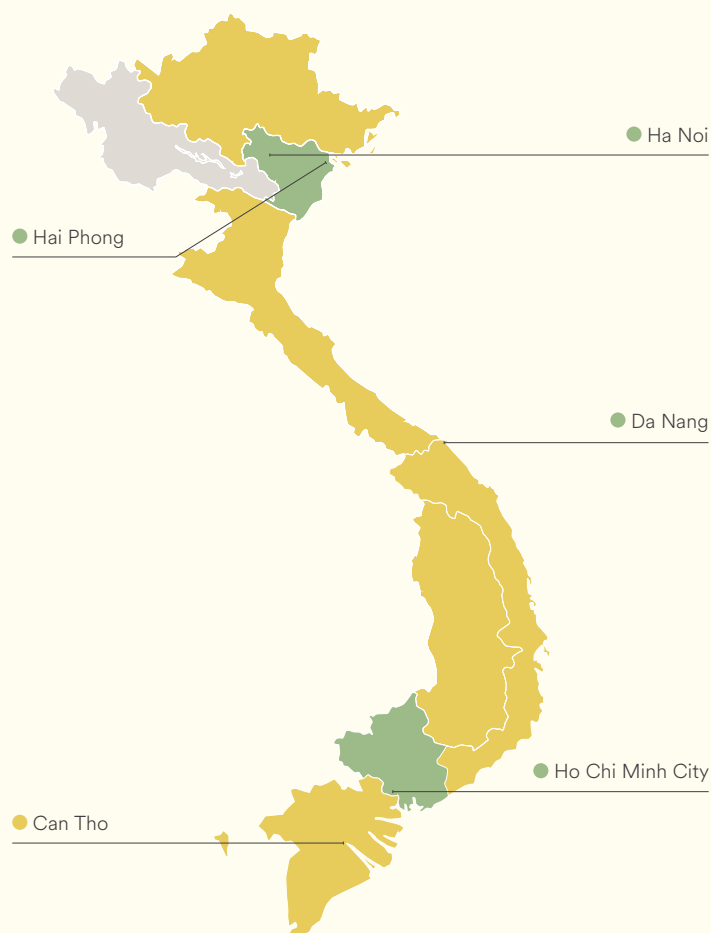
Việt Nam

Vietnam

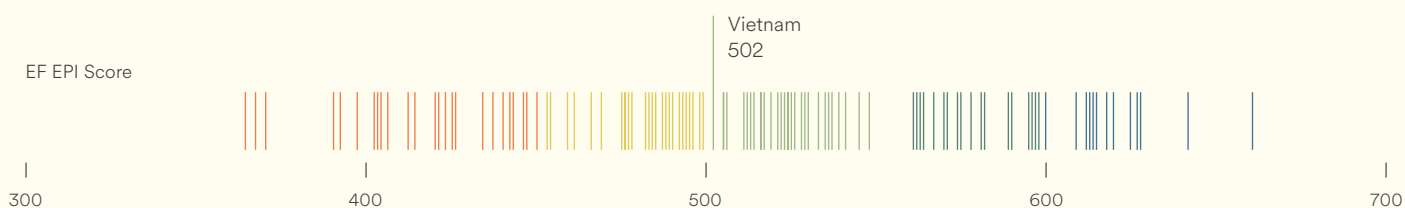
Moderate Proficiency

EF EPI score: 502

#60 out of 111 countries/regions










Region	EF EPI	City	EF EPI	Compared to Region	City	EF EPI	Compared to Region
Red River Delta	535	Ha Noi	545	+10	Hue	496	+29
South Eastern	526	Hai Phong	521	-14	Nam Dinh	486	-48
Central Highlands	491	Vung Tau	518	-8	Hai Duong	478	-57
South Central Coast	488	Da Nang	514	+26	Can Tho	470	+9
North Central Coast	467	Ho Chi Minh City	507	-19	Thanh Hoa	449	-18
North Eastern	464	Nha Trang	507	+19			
Mekong River Delta	462	Bien Hoa	497	-30			



Proficiency Bands ● Very High ● High ● Moderate ● Low ● Very Low

Regional Profile

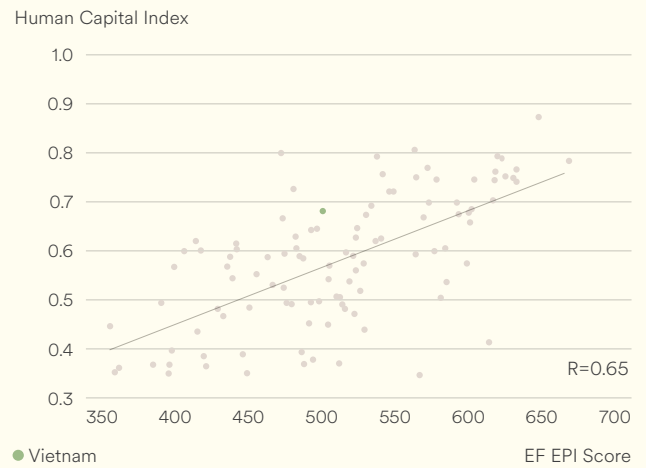
This brief regional profile provides facts and figures that illustrate local conditions and challenges for English language education. Education spending refers to the percentage of total government expenditure dedicated to education. Internet penetration is the percentage of people in the region with access to the Internet.

	EF EPI Score Change from Last Year	+16 ↗
	TOEFL iBT/IELTS GT Scores	88; 6.1
	Mean Years of Schooling	8.3
	Education Spending	14.82%
	Population	103,808,319
	Internet Penetration	70.3%
	Languages	Vietnamese (official), English, French, Chinese, Khmer

Sources: World Bank, CIA World Factbook, ETS, and IELTS

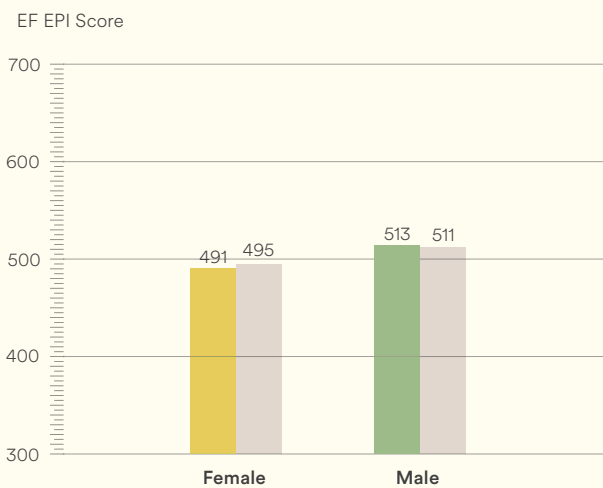
English and Prosperity

The EF EPI has consistently found correlations between English ability and productivity, quality of life, innovation, and a range of other social and economic indicators. This correlation graph shows the positive relationship between English proficiency and the development of human capital.



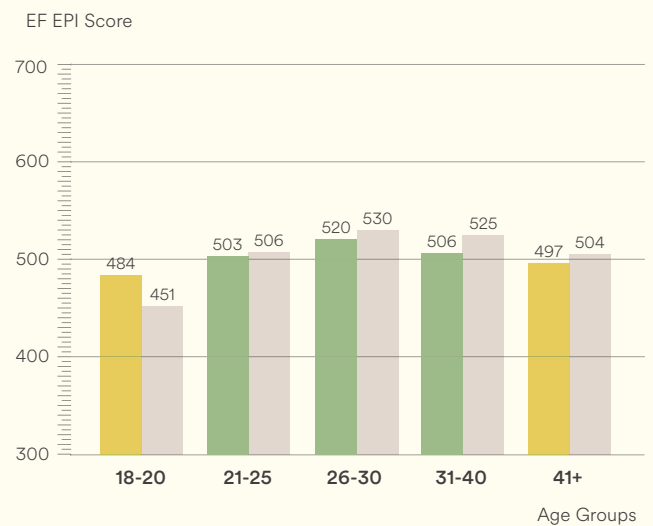
Source: World Bank, 2020

Gender Gap



Proficiency Bands ● Very High ● High ● Moderate ● Low ● Very Low ● World

Generation Gap



About the EF EPI

The EF English Proficiency Index (EF EPI) is a ranking of countries and regions by their English skills. This regional fact sheet is a companion to the EF EPI 2022 edition report. To read the full EF EPI report, with the ranking, regional analyses, and demographic trends, visit www.ef.com/epi. The EF EPI is published by Signum International AG.

