

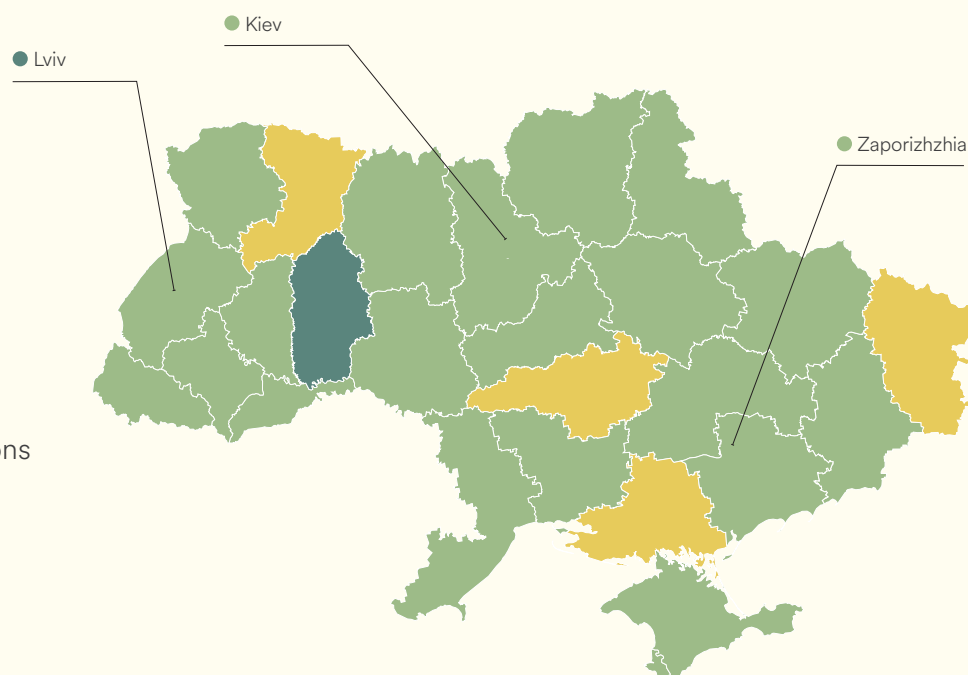
Україна

Ukraine

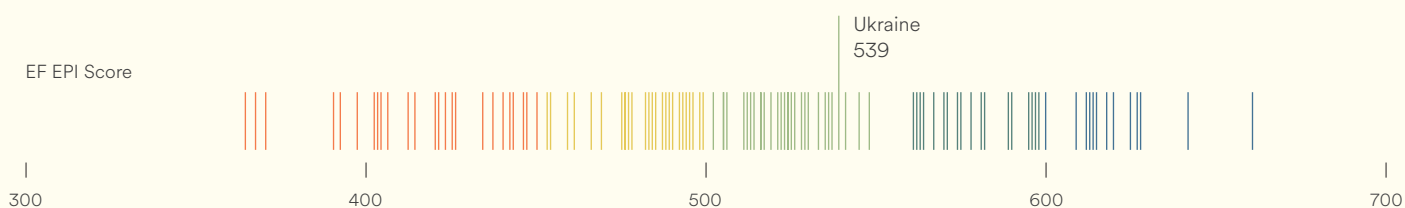
Moderate Proficiency

EF EPI score: 539

#35 out of 111 countries/regions










| Region | EF EPI | Region | EF EPI | City | EF EPI | City | EF EPI |
|-----------------------|--------|------------------------|--------|--------------|--------|-----------------|--------|
| Khmelnyskiy Oblast | 550 | Volyn Oblast | 519 | Lviv | 552 | Ivano-Frankivsk | 514 |
| Lviv Oblast | 546 | Cherkasy Oblast | 516 | Zaporizhzhia | 543 | Sevastopol | 511 |
| Kiev Oblast | 535 | Mykolaiv Oblast | 515 | Kiev | 541 | Vinnytsia | 505 |
| Poltava Oblast | 530 | Odessa Oblast | 514 | Dnipro | 537 | Sumy | 503 |
| Zaporizhzhia Oblast | 530 | Ivano-Frankivsk Oblast | 513 | Kharkiv | 529 | Kherson | 500 |
| Chernihiv Oblast | 529 | Vinnytsia Oblast | 507 | Mykolaiv | 517 | Simferopol | 491 |
| Kharkiv Oblast | 529 | Sumy Oblast | 504 | Odessa | 516 | Rivne | 473 |
| Dnipropetrovsk Oblast | 528 | Ternopilska Oblast | 504 | | | | |
| Zhytomyr Oblast | 527 | Crimea | 501 | | | | |
| Donetsk Oblast | 525 | Kherson Oblast | 498 | | | | |
| Chernivtsi Oblast | 524 | Kirovohrad Oblast | 486 | | | | |
| Kyivska Oblast | 520 | Rivne Oblast | 476 | | | | |
| Zakarpattia Oblast | 520 | Luhansk Oblast | 453 | | | | |



Proficiency Bands: ● Very High ● High ● Moderate ● Low ● Very Low

Regional Profile

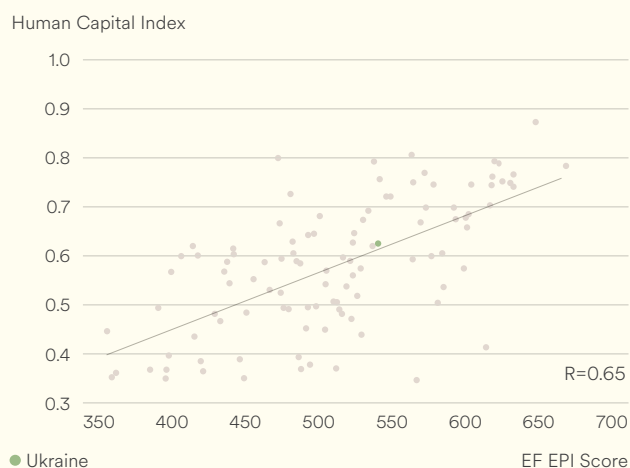
This brief regional profile provides facts and figures that illustrate local conditions and challenges for English language education. Education spending refers to the percentage of total government expenditure dedicated to education. Internet penetration is the percentage of people in the region with access to the Internet.

| | | |
|---|---|--|
|  | EF EPI Score Change from Last Year | +14 ↗ |
|  | TOEFL iBT/IELTS GT Scores | 88; 6.2 |
|  | Mean Years of Schooling | 10.4 |
|  | Education Spending | 15.8% |
|  | Population | 43,528,136 |
|  | Internet Penetration | 75% |
|  | Languages | Ukrainian (official), Russian (regional language), others (includes small Crimean Tatar-, Moldovan/Romanian-, and Hungarian-speaking minorities) |

Sources: World Bank, CIA World Factbook, ETS, and IELTS

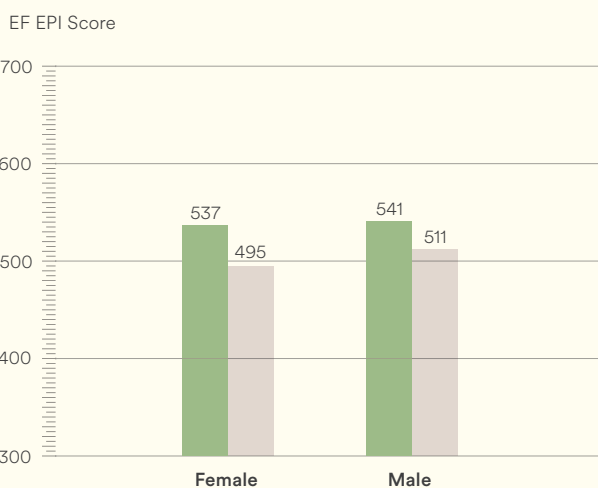
English and Prosperity

The EF EPI has consistently found correlations between English ability and productivity, quality of life, innovation, and a range of other social and economic indicators. This correlation graph shows the positive relationship between English proficiency and the development of human capital.

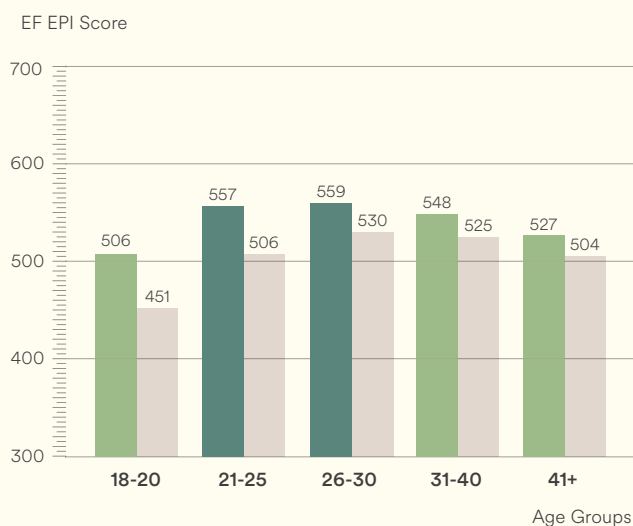


Source: World Bank, 2020

Gender Gap



Generation Gap



Proficiency Bands ● Very High ● High ● Moderate ● Low ● Very Low ● World

About the EF EPI

The EF English Proficiency Index (EF EPI) is a ranking of countries and regions by their English skills. This country fact sheet is a companion to the EF EPI ninth edition report. To read the full EF EPI report, with the ranking, regional analyses, and demographic trends, visit www.ef.com/epi. The EF EPI is published by Signum International AG.

