

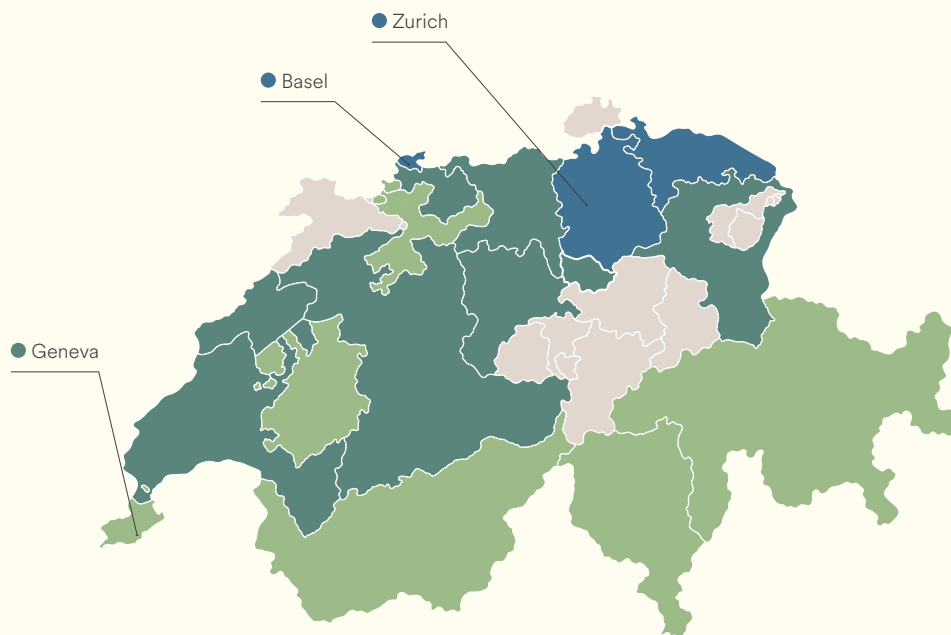
# Suisse Schweiz Svizzera

Switzerland

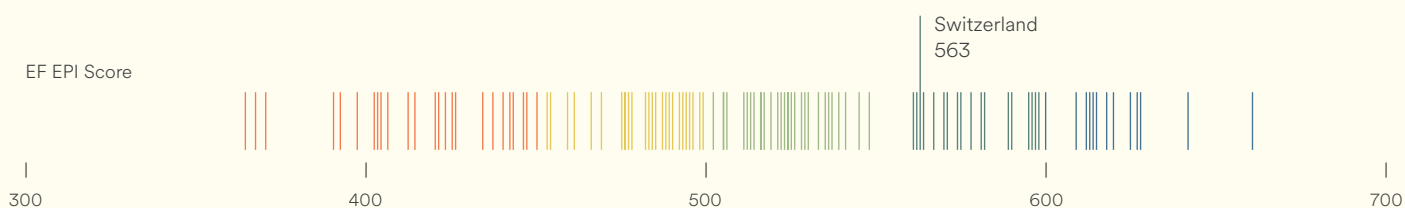
## High Proficiency

EF EPI score: 563

#29 out of 111 countries/regions










Region	EF EPI	Region	EF EPI	Region	EF EPI	City	EF EPI
German-speaking	585	Zürich	619	Sankt Gallen	571	Zürich	622
French & German-speaking	562	Basel-Stadt	615	Neuchâtel	560	Winterthur	618
French-speaking	556	Thurgau	600	Solothurn	546	Basel	615
Italian-speaking	543	Basel-Landschaft	590	Graubünden	545	Lausanne	592
		Zug	590	Geneva	543	Bern	575
		Vaud	587	Ticino	543	Luzern	573
		Bern	581	Valais	537	Geneva	555
		Aargau	579	Fribourg	528		
		Luzern	577				



Proficiency Bands ● Very High ● High ● Moderate ● Low ● Very Low

## Regional Profile

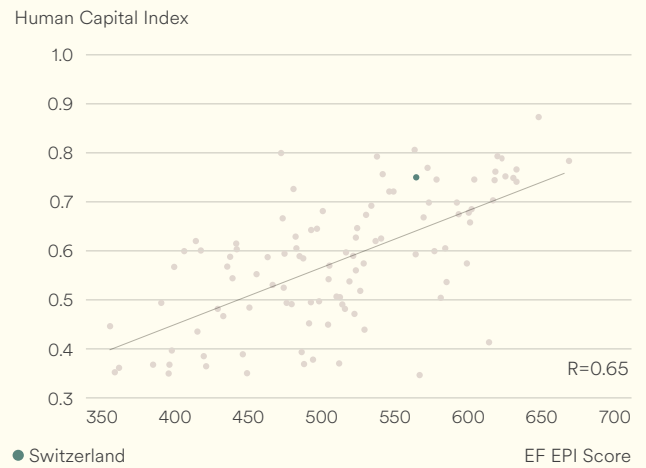
This brief regional profile provides facts and figures that illustrate local conditions and challenges for English language education. Education spending refers to the percentage of total government expenditure dedicated to education. Internet penetration is the percentage of people in the region with access to the Internet.

	<b>EF EPI Score Change from Last Year</b>	-12 ▾
	<b>TOEFL iBT/IELTS GT Scores</b>	100; N/A
	<b>Mean Years of Schooling</b>	13.4
	<b>Education Spending</b>	15.53%
	<b>Population</b>	8,508,698
	<b>Internet Penetration</b>	94.2%
	<b>Languages</b>	Swiss German (official) 62.1%, French (official) 22.8%, Italian (official) 8%, Romansh (official) 0.5%

Sources: World Bank, CIA World Factbook, ETS, and IELTS

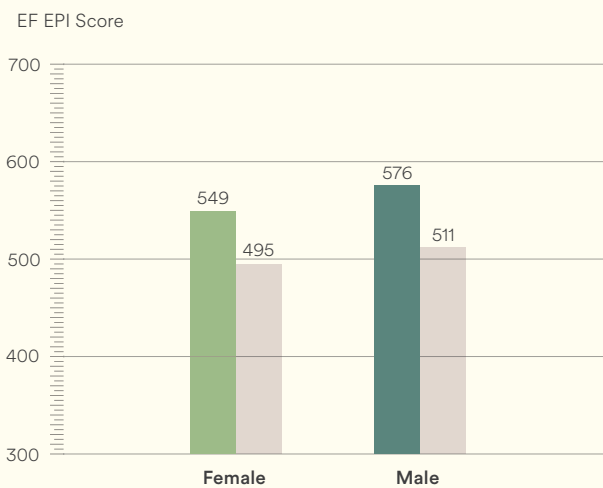
## English and Prosperity

The EF EPI has consistently found correlations between English ability and productivity, quality of life, innovation, and a range of other social and economic indicators. This correlation graph shows the positive relationship between English proficiency and the development of human capital.



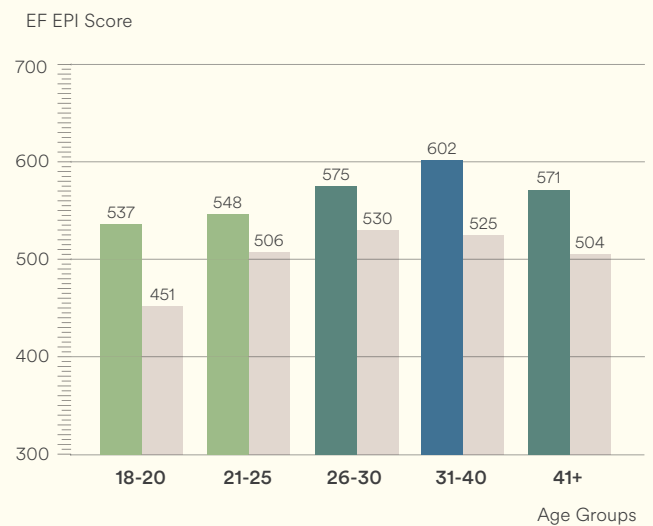
Source: World Bank, 2020

## Gender Gap



Proficiency Bands ● Very High ● High ● Moderate ● Low ● Very Low ● World

## Generation Gap



### About the EF EPI

The EF English Proficiency Index (EF EPI) is a ranking of countries and regions by their English skills. This regional fact sheet is a companion to the EF EPI 2022 edition report. To read the full EF EPI report, with the ranking, regional analyses, and demographic trends, visit [www.ef.com/epi](http://www.ef.com/epi). The EF EPI is published by Signum International AG.

