

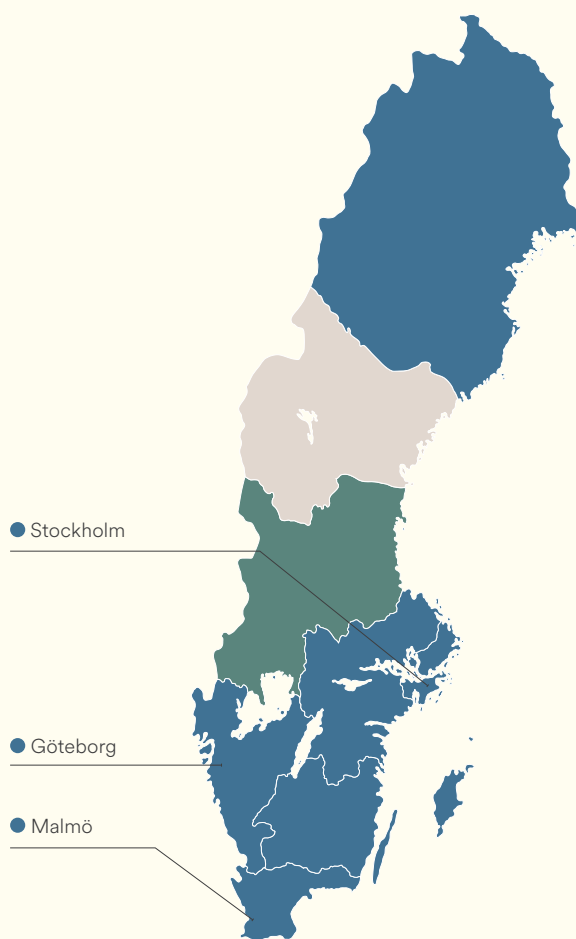
Sverige

Sweden

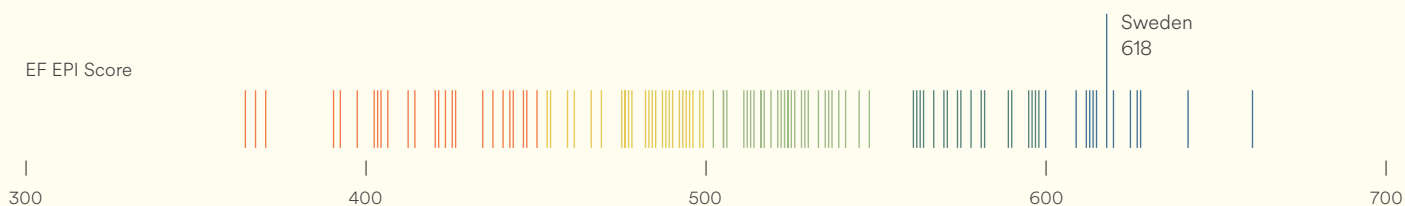
Very High Proficiency

EF EPI score: 618

#7 out of 111 countries/regions









Region	EF EPI	City	EF EPI	Compared to Region
South Sweden	640	Stockholm	637	20
Upper Norrland	620	Göteborg	635	25
Stockholm	618	Malmö	625	-15
East Middle Sweden	615			
West Sweden	610			
Småland and the islands	602			
North Middle Sweden	572			



Proficiency Bands: ● Very High ● High ● Moderate ● Low ● Very Low

Regional Profile

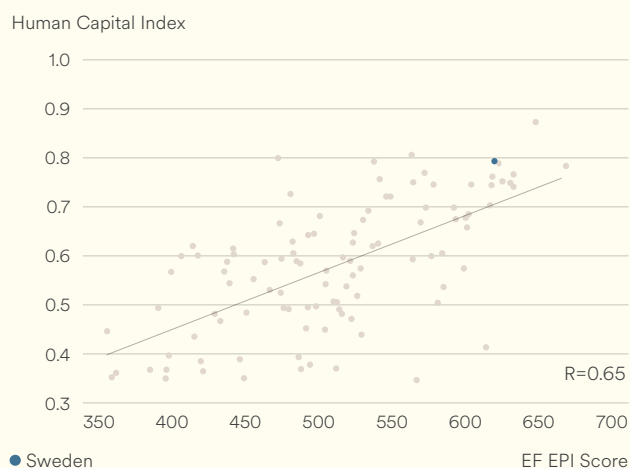
This brief regional profile provides facts and figures that illustrate local conditions and challenges for English language education. Education spending refers to the percentage of total government expenditure dedicated to education. Internet penetration is the percentage of people in the region with access to the Internet.

 EF EPI Score Change from Last Year	-5 ↘
 TOEFL iBT/IELTS GT Scores	95; N/A
 Mean Years of Schooling	12.5
 Education Spending	15.67%
 Population	10,483,647
 Internet Penetration	94.5%
 Language	Swedish (official)

Sources: World Bank, CIA World Factbook, ETS, and IELTS

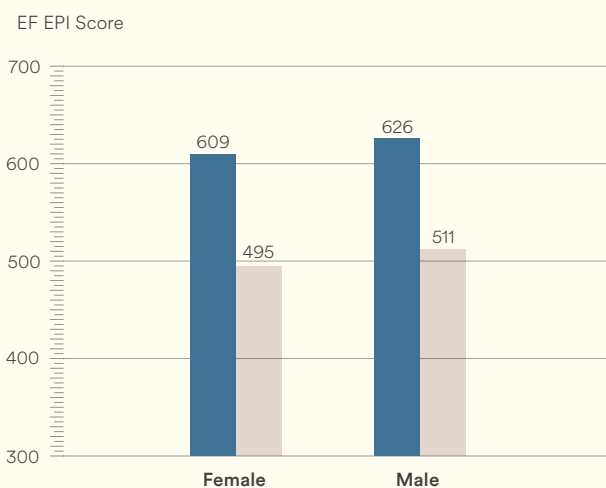
English and Prosperity

The EF EPI has consistently found correlations between English ability and productivity, quality of life, innovation, and a range of other social and economic indicators. This correlation graph shows the positive relationship between English proficiency and the development of human capital.

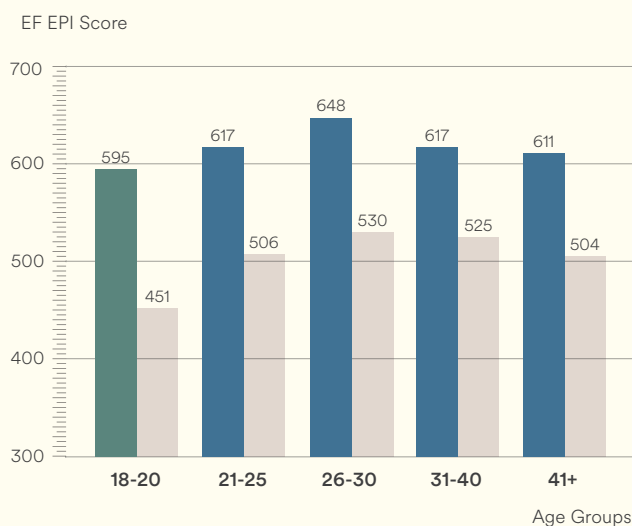


Source: World Bank, 2020

Gender Gap



Generation Gap



Proficiency Bands ● Very High ● High ● Moderate ● Low ● Very Low ● World

About the EF EPI

The EF English Proficiency Index (EF EPI) is a ranking of countries and regions by their English skills. This regional fact sheet is a companion to the EF EPI 2022 edition report. To read the full EF EPI report, with the ranking, regional analyses, and demographic trends, visit www.ef.com/epi. The EF EPI is published by Signum International AG.

