

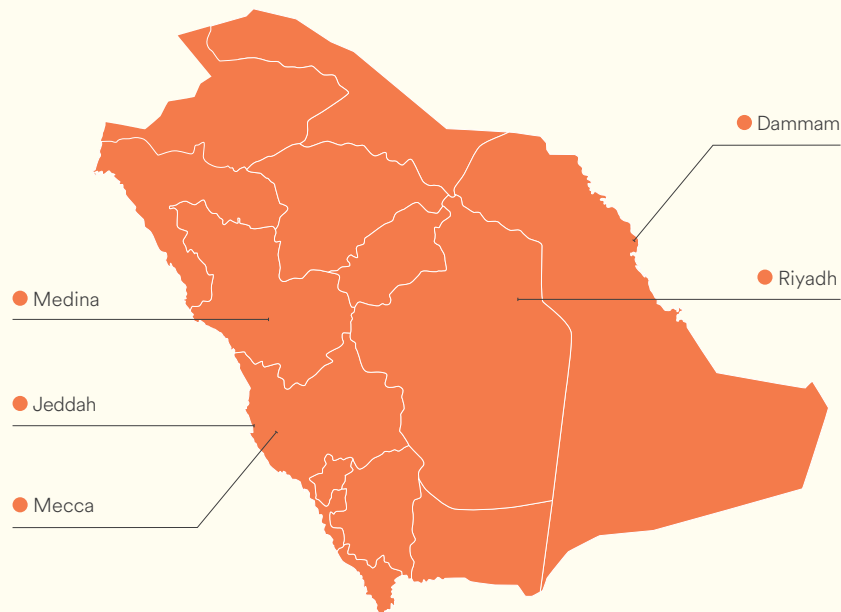
# Saudi Arabia

## Saudi Arabia

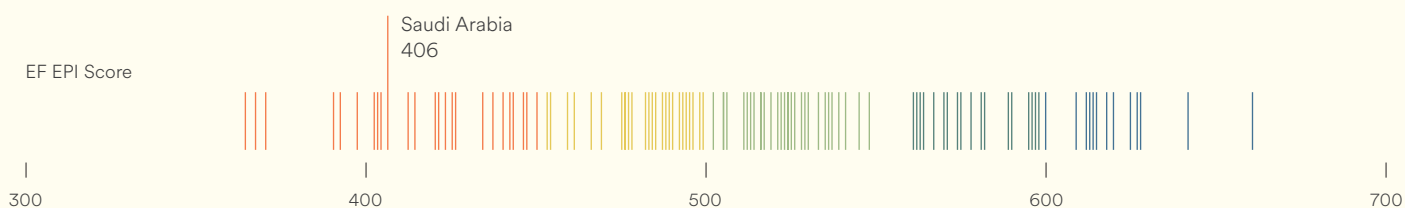
**Very Low Proficiency**

EF EPI score: 406

**#102** out of 111 countries/regions










| Region           | EF EPI | Region                    | EF EPI | City     | EF EPI | Compared to Region |
|------------------|--------|---------------------------|--------|----------|--------|--------------------|
| Al Jawf          | 414    | Northern Borders Province | 394    | Jeddah   | 442    | +41                |
| Najran           | 413    | Hail                      | 384    | Riyadh   | 423    | +12                |
| Riyadh           | 411    | Al Bahah                  | 376    | Medina   | 407    | +4                 |
| Eastern Province | 410    | Asir                      | 366    | Mecca    | 391    | -10                |
| Qassim           | 408    | Tabuk                     | 361    | Dammam   | 388    | -22                |
| Madinah          | 403    | Jizan                     | 355    | Al Ahsa  | 387    | -23                |
| Makkah           | 401    |                           |        | Taif     | 377    | -24                |
|                  |        |                           |        | Al Bahah | 376    | 0                  |
|                  |        |                           |        | Jubail   | 374    | -36                |
|                  |        |                           |        | Tabuk    | 320    | -41                |



## Regional Profile

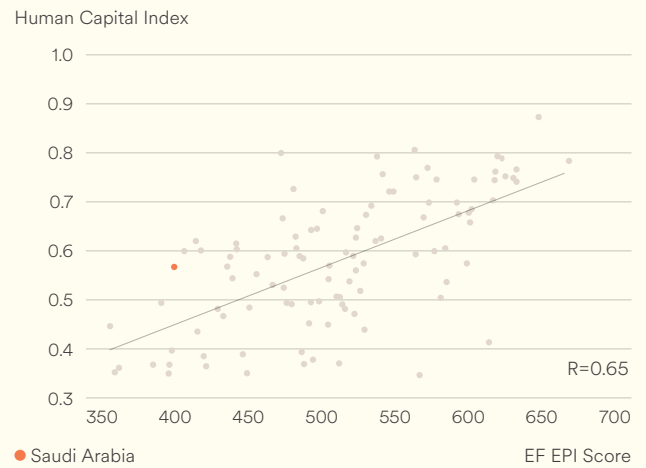
This brief regional profile provides facts and figures that illustrate local conditions and challenges for English language education. Education spending refers to the percentage of total government expenditure dedicated to education. Internet penetration is the percentage of people in the region with access to the Internet.

|   |   |                   |
|---|---|-------------------|
|  | <b>EF EPI Score Change from Last Year</b> | +2 ↗              |
|  | <b>TOEFL iBT/IELTS GT Scores</b>          | 78; 5.0           |
|  | <b>Mean Years of Schooling</b>            | 10.2              |
|  | <b>Education Spending</b>                 | 18.79%            |
|  | <b>Population</b>                         | 35,354,380        |
|  | <b>Internet Penetration</b>               | 97.9%             |
|  | <b>Language</b>                           | Arabic (official) |

Sources: World Bank, CIA World Factbook, ETS, and IELTS

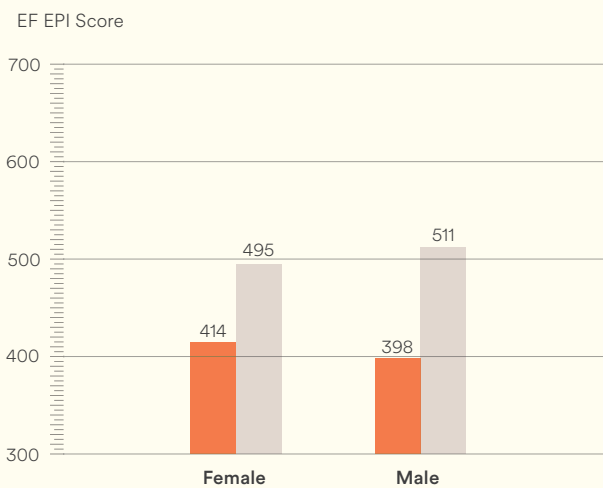
## English and Prosperity

The EF EPI has consistently found correlations between English ability and productivity, quality of life, innovation, and a range of other social and economic indicators. This correlation graph shows the positive relationship between English proficiency and the development of human capital.



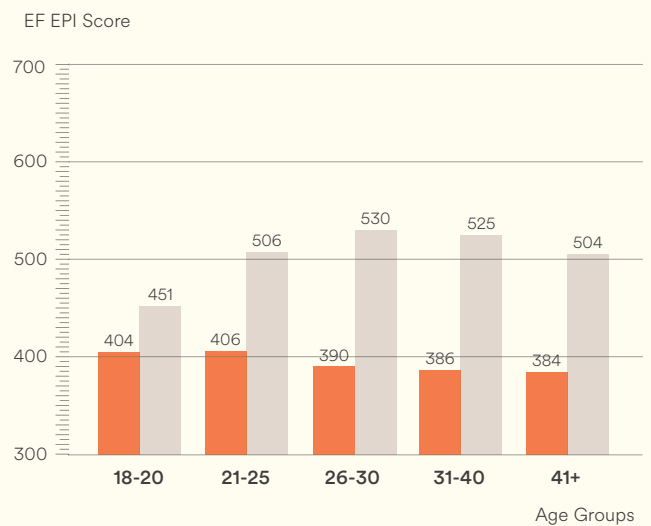
Source: World Bank, 2020

## Gender Gap



Proficiency Bands ● Very High ● High ● Moderate ● Low ● Very Low ● World

## Generation Gap



### About the EF EPI

The EF English Proficiency Index (EF EPI) is a ranking of countries and regions by their English skills. This regional fact sheet is a companion to the EF EPI 2022 edition report. To read the full EF EPI report, with the ranking, regional analyses, and demographic trends, visit [www.ef.com/epi](http://www.ef.com/epi). The EF EPI is published by Signum International AG.

