

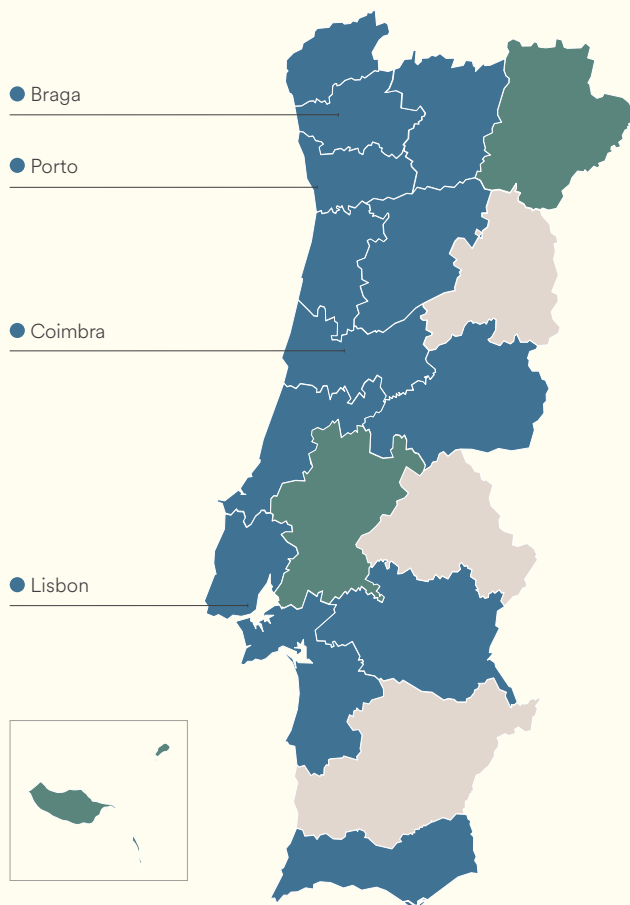
Portugal

Portugal

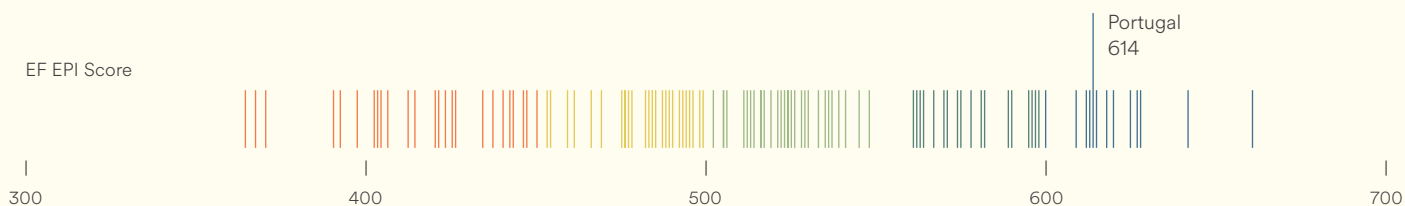
Very High Proficiency

EF EPI score: 614

#9 out of 111 countries/regions










Region	EF EPI	Region	EF EPI	City	EF EPI	Compared to Region
Leiria	636	Vila Real	618	Braga	640	+9
Braga	631	Évora	616	Coimbra	631	+11
Viseu	630	Faro	616	Porto	630	+1
Porto	629	Viana do Castelo	609	Aveiro	622	0
Aveiro	624	Setúbal	606	Lisbon	622	-2
Lisboa	622	Bragança	596			
Coimbra	620	Santarém	589			
Castelo Branco	619	Madeira	585			



Proficiency Bands ● Very High ● High ● Moderate ● Low ● Very Low

Regional Profile

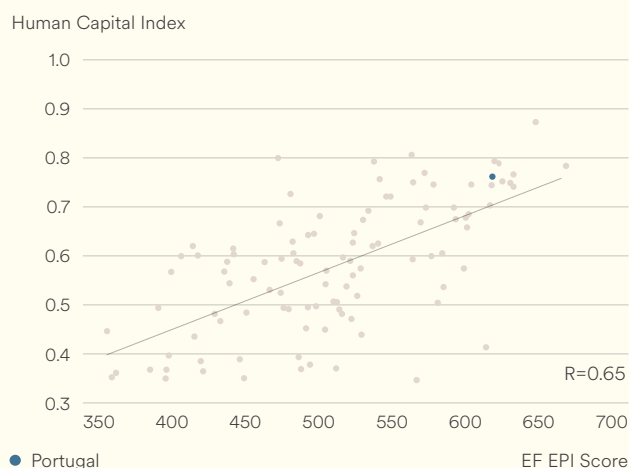
This brief regional profile provides facts and figures that illustrate local conditions and challenges for English language education. Education spending refers to the percentage of total government expenditure dedicated to education. Internet penetration is the percentage of people in the region with access to the Internet.

	EF EPI Score Change from Last Year	-11 ↘
	TOEFL iBT/IELTS GT Scores	94; N/A
	Mean Years of Schooling	9.3
	Education Spending	10.81%
	Population	10,242,081
	Internet Penetration	78.3%
	Languages	Portuguese (official), Mirandese (official)

Sources: World Bank, CIA World Factbook, ETS, and IELTS

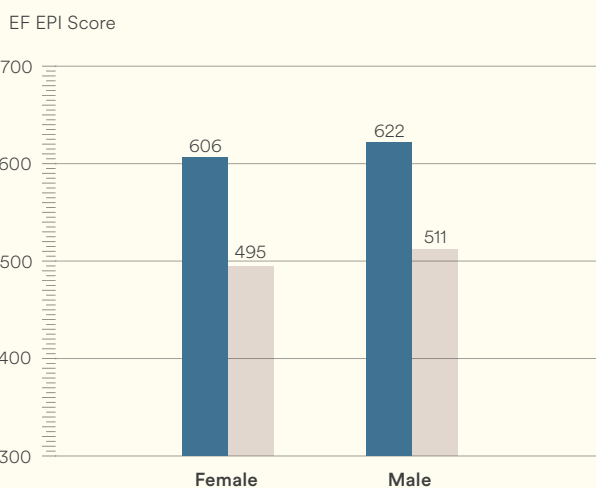
English and Prosperity

The EF EPI has consistently found correlations between English ability and productivity, quality of life, innovation, and a range of other social and economic indicators. This correlation graph shows the positive relationship between English proficiency and the development of human capital.



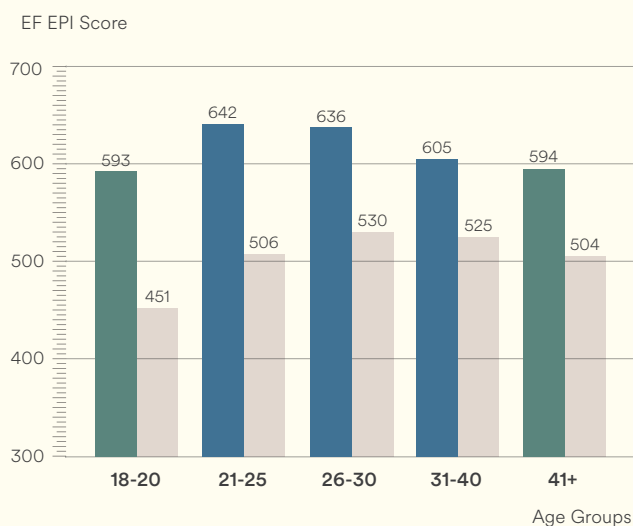
Source: World Bank, 2020

Gender Gap



Proficiency Bands ● Very High ● High ● Moderate ● Low ● Very Low ● World

Generation Gap



About the EF EPI

The EF English Proficiency Index (EF EPI) is a ranking of countries and regions by their English skills. This regional fact sheet is a companion to the EF EPI 2022 edition report. To read the full EF EPI report, with the ranking, regional analyses, and demographic trends, visit www.ef.com/epi. The EF EPI is published by Signum International AG.

