

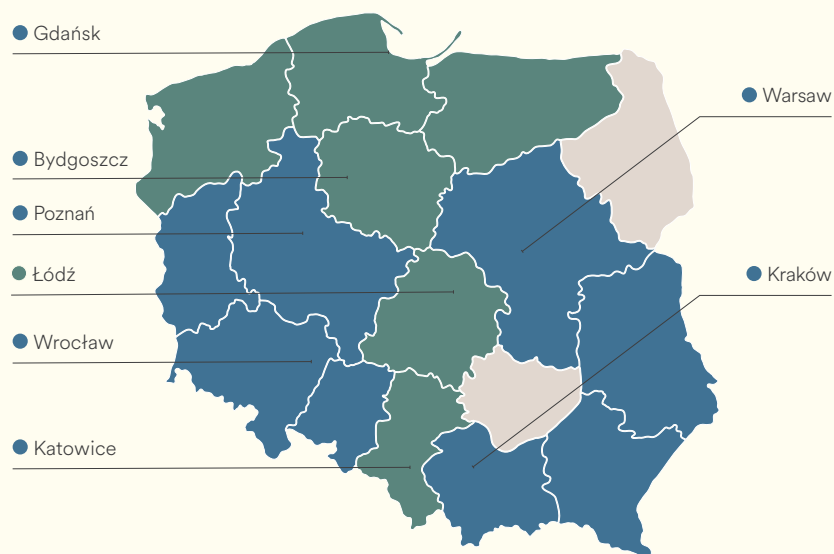
Polska

Poland

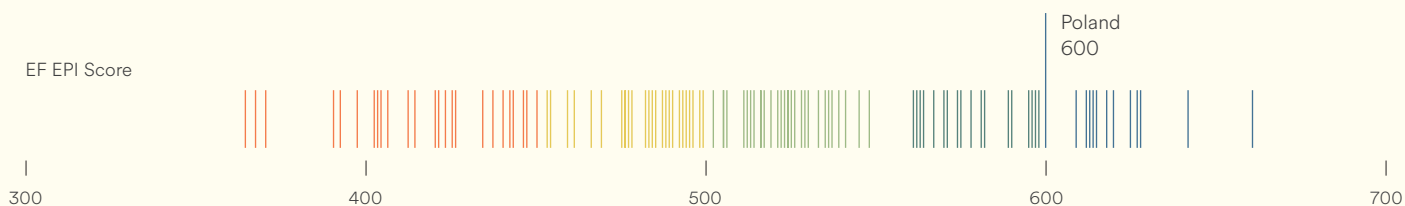
Very High Proficiency

EF EPI score: 600

#13 out of 111 countries/regions










Region	EF EPI	Region	EF EPI	City	EF EPI	Compared to Region
Lesser Poland	621	Lubusz	600	Wrocław	630	+32
Masovian	613	Kuyavian-Pomeranian	598	Kraków	627	+14
Greater Poland	610	West Pomeranian	598	Poznań	622	+15
Lubuskie	608	Silesian	593	Gdańsk	620	+27
Lower Silesian	606	Pomeranian	589	Warsaw	614	+8
Opole	604	Łódź	587	Katowice	608	+4
Subcarpathian	602	Warmian-Masurian	574	Bydgoszcz	607	+7
				Łódź	585	-15



Proficiency Bands ● Very High ● High ● Moderate ● Low ● Very Low

Regional Profile

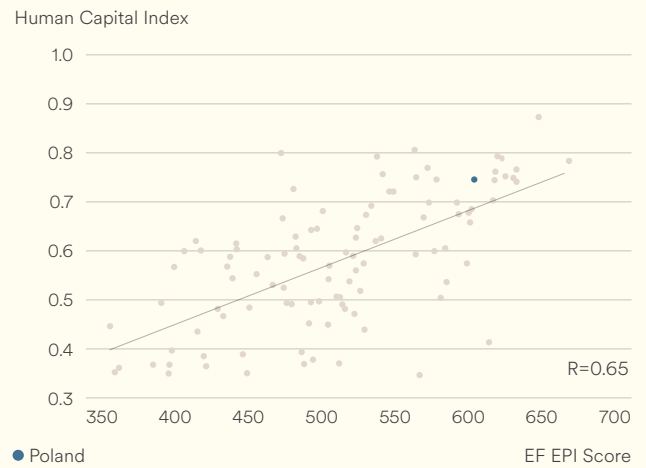
This brief regional profile provides facts and figures that illustrate local conditions and challenges for English language education. Education spending refers to the percentage of total government expenditure dedicated to education. Internet penetration is the percentage of people in the region with access to the Internet.

	EF EPI Score Change from Last Year	+3 ↗
	TOEFL iBT/IELTS GT Scores	93; N/A
	Mean Years of Schooling	12.5
	Education Spending	11.99%
	Population	38,093,101
	Internet Penetration	83.2%
	Languages	Polish (official) 98.2%, Silesian 1.4%

Sources: World Bank, CIA World Factbook, ETS, and IELTS

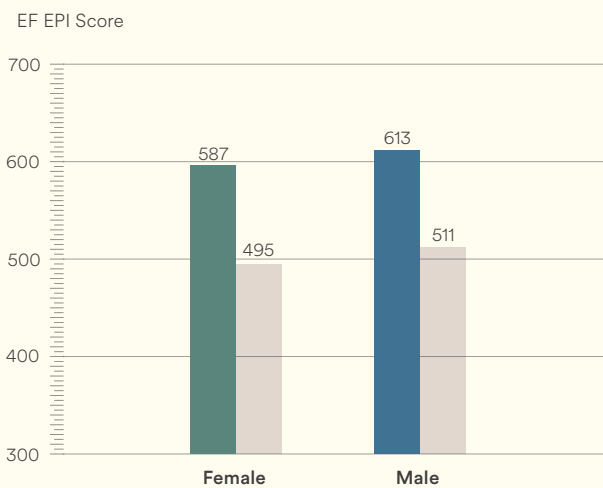
English and Prosperity

The EF EPI has consistently found correlations between English ability and productivity, quality of life, innovation, and a range of other social and economic indicators. This correlation graph shows the positive relationship between English proficiency and the development of human capital.



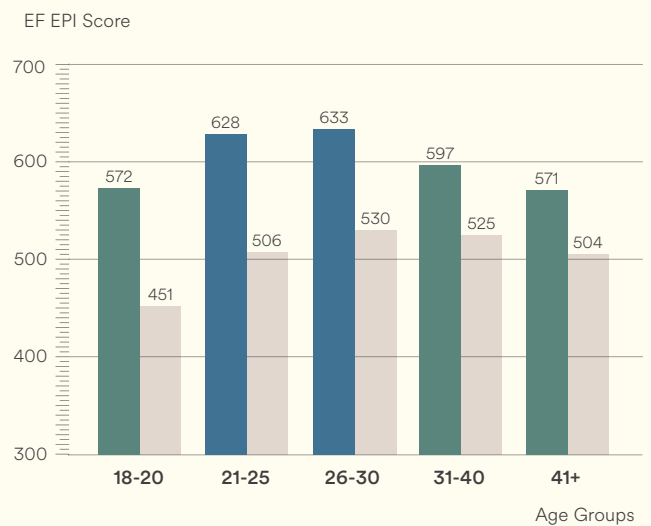
Source: World Bank, 2020

Gender Gap



Proficiency Bands ● Very High ● High ● Moderate ● Low ● Very Low ● World

Generation Gap



About the EF EPI

The EF English Proficiency Index (EF EPI) is a ranking of countries and regions by their English skills. This regional fact sheet is a companion to the EF EPI 2022 edition report. To read the full EF EPI report, with the ranking, regional analyses, and demographic trends, visit www.ef.com/epi. The EF EPI is published by Signum International AG.

