

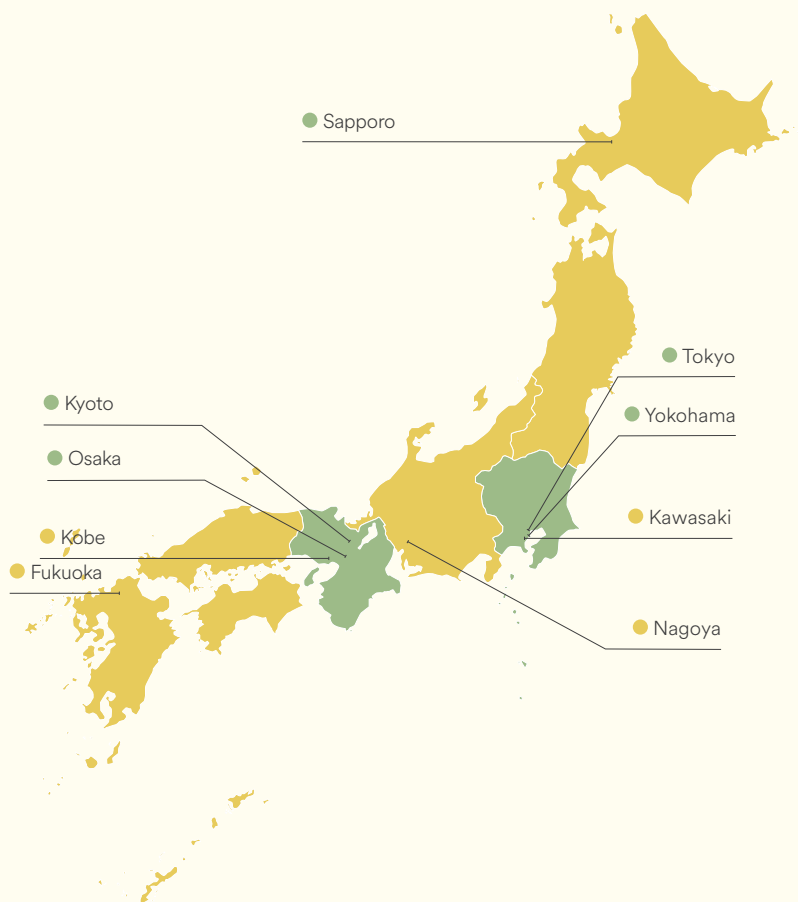
日本

Japan

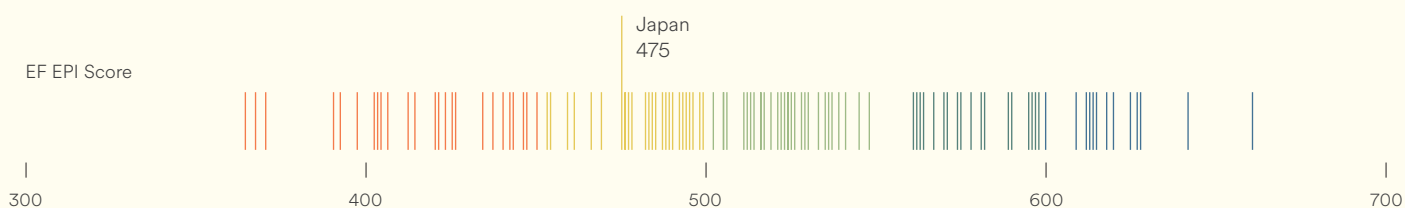
Low Proficiency

EF EPI score: 475

#80 out of 111 countries/regions




Region	EF EPI	City	EF EPI	Compared to Region
Kanto	515	Tokyo	522	+7
Kansai	512	Kyoto	512	0
Chubu	497	Yokohama	506	-9
Kyushu & Okinawa	472	Sapporo	505	+43
Tohoku	466	Osaka	504	-8
Shikoku	465	Kobe	490	-22
Chugoku	463	Kawasaki	485	-30
Hokkaido	462	Nagoya	479	-18
		Fukuoka	470	-1



Proficiency Bands ● Very High ● High ● Moderate ● Low ● Very Low

Regional Profile

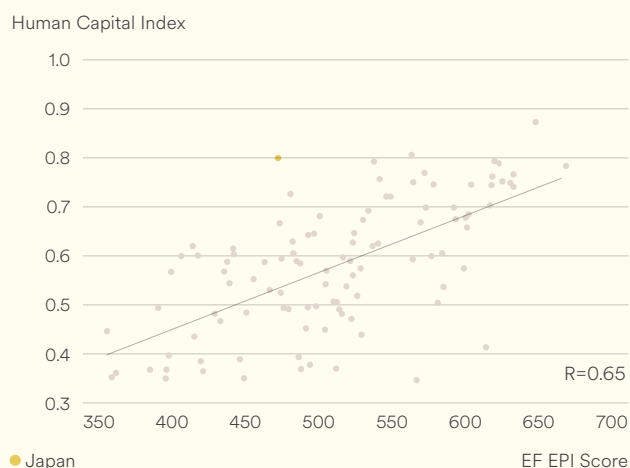
This brief regional profile provides facts and figures that illustrate local conditions and challenges for English language education. Education spending refers to the percentage of total government expenditure dedicated to education. Internet penetration is the percentage of people in the region with access to the Internet.

 EF EPI Score Change from Last Year	+7 ↗
 TOEFL iBT/IELTS GT Scores	73; 5.8
 Mean Years of Schooling	12.8
 Education Spending	N/A
 Population	124,214,766
 Internet Penetration	90.2%
 Language	Japanese

Sources: World Bank, CIA World Factbook, ETS, and IELTS

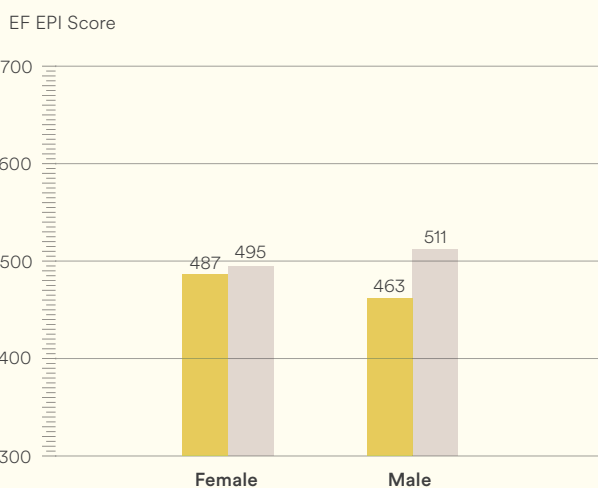
English and Prosperity

The EF EPI has consistently found correlations between English ability and productivity, quality of life, innovation, and a range of other social and economic indicators. This correlation graph shows the positive relationship between English proficiency and the development of human capital.



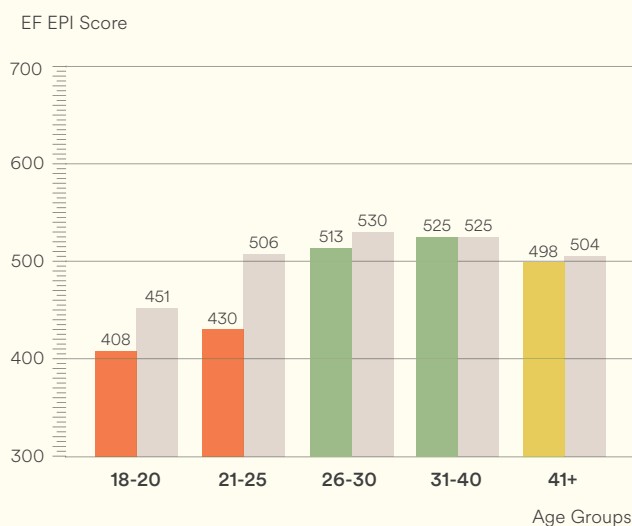
Source: World Bank, 2020

Gender Gap



Proficiency Bands ● Very High ● High ● Moderate ● Low ● Very Low ● World

Generation Gap



About the EF EPI

The EF English Proficiency Index (EF EPI) is a ranking of countries and regions by their English skills. This regional fact sheet is a companion to the EF EPI 2022 edition report. To read the full EF EPI report, with the ranking, regional analyses, and demographic trends, visit www.ef.com/epi. The EF EPI is published by Signum International AG.

