

Italia

Italy

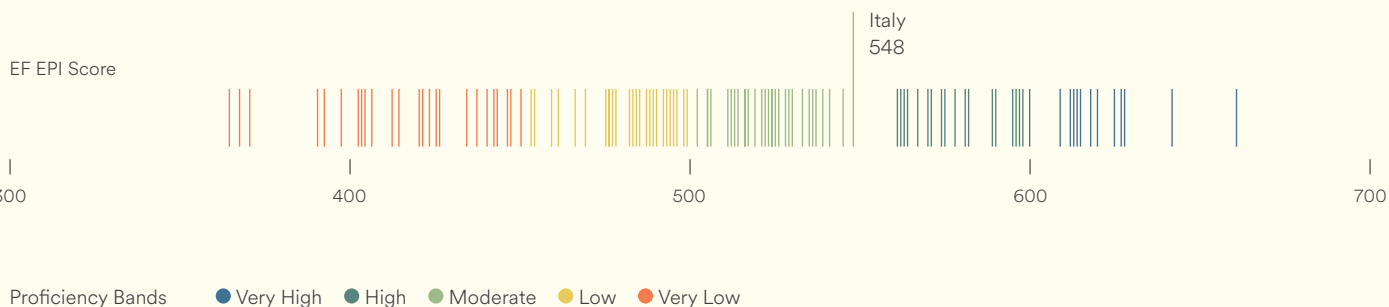
Moderate Proficiency

EF EPI score: 548

#32 out of 111 countries/regions










Region	EF EPI	Region	EF EPI	City	EF EPI	Compared to Region	City	EF EPI	Compared to Region
Veneto	597	Sardegna	550	Vicenza	615	+18	Verona	580	-17
Emilia-Romagna	593	Abruzzo	549	Modena	604	+11	Genoa	577	+2
Lombardia	590	Lazio	549	Bergamo	601	+12	Turin	571	-4
Friuli-Venezia Giulia	580	Molise	546	Bologna	594	+1	Trento	569	-9
Trentino-Alto Adige	578	Campania	530	Treviso	593	-3	Rome	566	+17
Toscana	576	Puglia	529	Varese	593	+3	Cagliari	557	+7
Piedmont & Aosta Valley	575	Sicilia	528	Padua	592	-5	Monza	557	-33
Liguria	575	Basilicata	519	Brescia	591	+1	Salerno	548	+18
Marche	570	Calabria	513	Como	590	+1	Naples	544	+14
Umbria	562			Florence	589	+13	Perugia	541	-21
				Venice	588	-8	Palermo	540	+12
				Milan	586	-3	Catania	535	+7
				Udine	584	+4	Bari	520	-9
				Pisa	580	+5			



Regional Profile

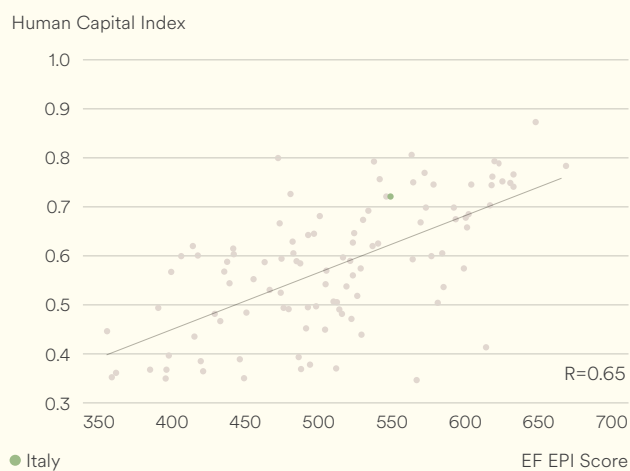
This brief regional profile provides facts and figures that illustrate local conditions and challenges for English language education. Education spending refers to the percentage of total government expenditure dedicated to education. Internet penetration is the percentage of people in the region with access to the Internet.

	EF EPI Score Change from Last Year	+13 ↗
	TOEFL iBT/IELTS GT Scores	93; 6.3
	Mean Years of Schooling	10.4
	Education Spending	8.80%
	Population	61,095,551
	Internet Penetration	70.5%
	Languages	Italian (official), German, French, Slovene

Sources: World Bank, CIA World Factbook, ETS, and IELTS

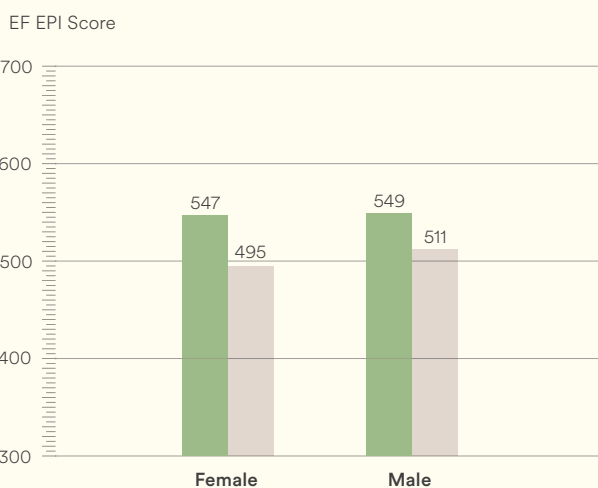
English and Prosperity

The EF EPI has consistently found correlations between English ability and productivity, quality of life, innovation, and a range of other social and economic indicators. This correlation graph shows the positive relationship between English proficiency and the development of human capital.

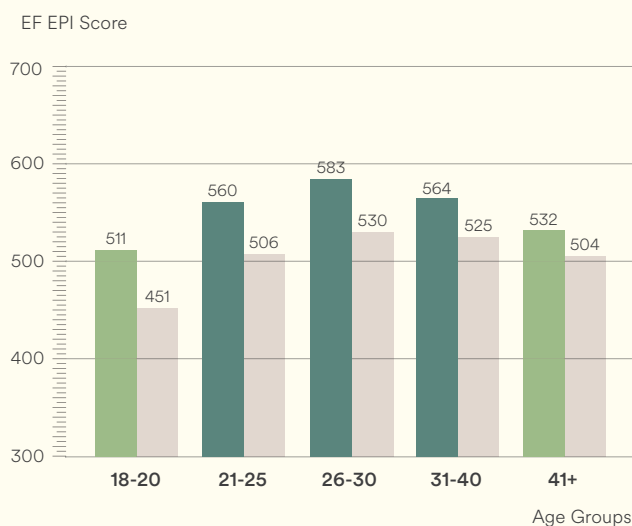


Source: World Bank, 2020

Gender Gap



Generation Gap



Proficiency Bands ● Very High ● High ● Moderate ● Low ● Very Low ● World

About the EF EPI

The EF English Proficiency Index (EF EPI) is a ranking of countries and regions by their English skills. This regional fact sheet is a companion to the EF EPI 2022 edition report. To read the full EF EPI report, with the ranking, regional analyses, and demographic trends, visit www.ef.com/epi. The EF EPI is published by Signum International AG.

