

香港

Hong Kong, China

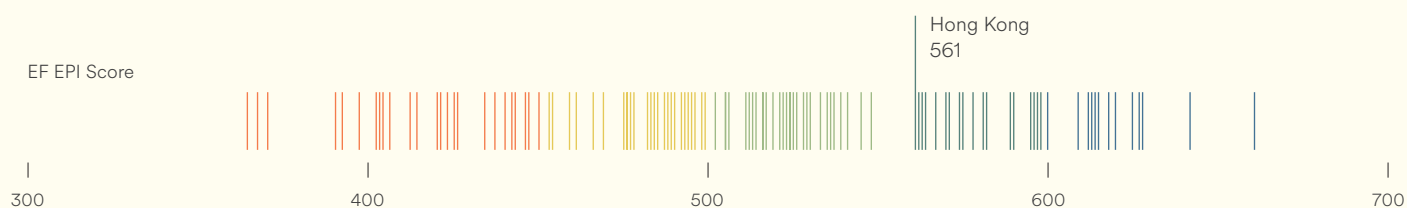
High Proficiency

EF EPI score: 561

#31 out of 111 countries/regions










Region	EF EPI
Hong Kong Island	565
New Territories	545
Kowloon	541



Proficiency Bands ● Very High ● High ● Moderate ● Low ● Very Low

Regional Profile

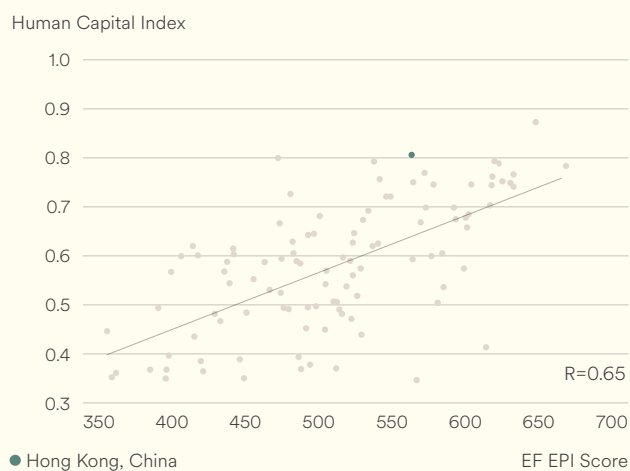
This brief regional profile provides facts and figures that illustrate local conditions and challenges for English language education. Education spending refers to the percentage of total government expenditure dedicated to education. Internet penetration is the percentage of people in the region with access to the Internet.

	EF EPI Score Change from Last Year	+16 ↗
	TOEFL iBT/IELTS GT Scores	91; 6.6
	Mean Years of Schooling	12.3
	Education Spending	20.62%
	Population	7,276,588
	Internet Penetration	92.4%
	Languages	Cantonese (official), English (official), Mandarin (official), other Chinese dialects

Sources: World Bank, CIA World Factbook, ETS, and IELTS

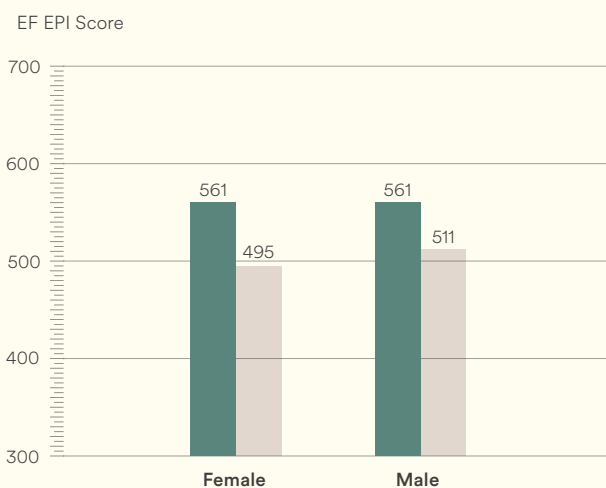
English and Prosperity

The EF EPI has consistently found correlations between English ability and productivity, quality of life, innovation, and a range of other social and economic indicators. This correlation graph shows the positive relationship between English proficiency and the development of human capital.



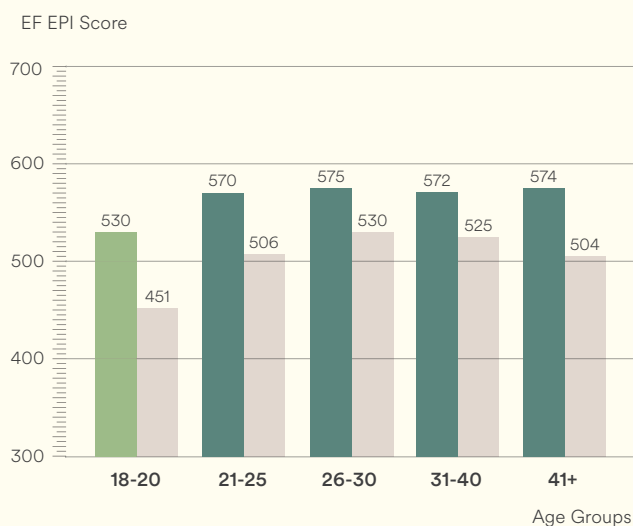
Source: World Bank, 2020

Gender Gap



Proficiency Bands ● Very High ● High ● Moderate ● Low ● Very Low ● World

Generation Gap



About the EF EPI

The EF English Proficiency Index (EF EPI) is a ranking of countries and regions by their English skills. This regional fact sheet is a companion to the EF EPI 2022 edition report. To read the full EF EPI report, with the ranking, regional analyses, and demographic trends, visit www.ef.com/epi. The EF EPI is published by Signum International AG.

