

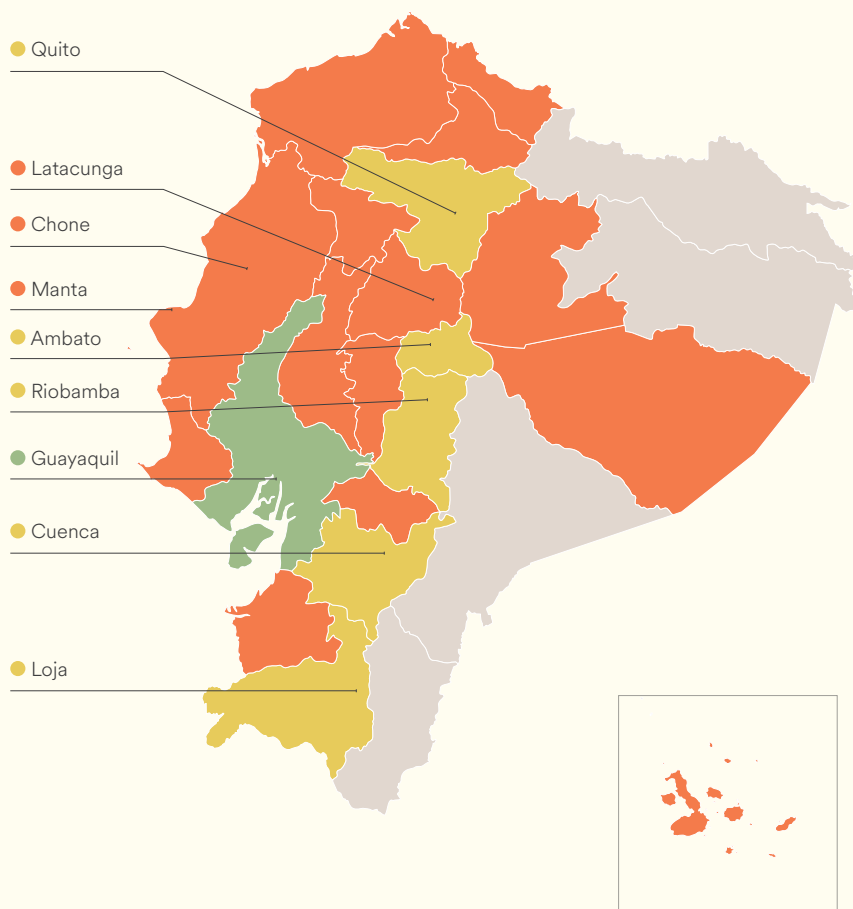
Ecuador

Ecuador

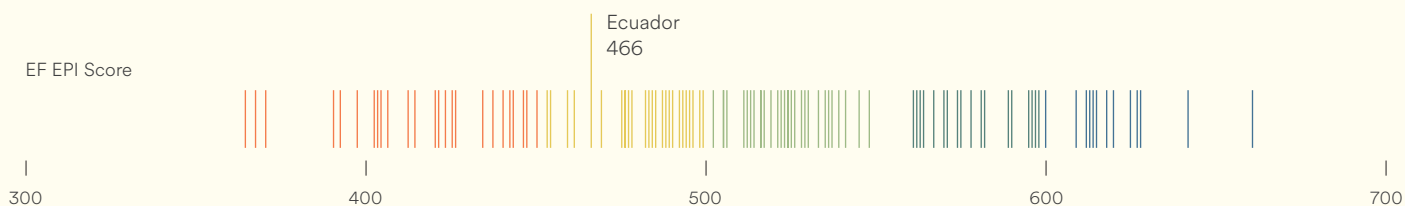
Low Proficiency

EF EPI score: 466

#82 out of 111 countries/regions










Region	EF EPI	Region	EF EPI	City	EF EPI	Compared to Region
Guayas	502	El Oro	386	Guayaquil	518	+17
Tungurahua	492	Los Ríos	371	Ambato	497	+5
Pichincha	482	Cañar	367	Quito	495	+12
Azuay	477	Manabí	366	Cuenca	477	0
Chimborazo	458	Carchi	365	Riobamba	477	+19
Loja	454	Esmeraldas	365	Loja	456	+2
Santo Domingo de los Tsáchilas	425	Bolívar	358	Latacunga	396	+1
Imbabura	421	Galápagos	342	Chone	376	+10
Santa Elena	418	Pastaza	340	Manta	373	+7
Cotopaxi	395	Napo	312			



Proficiency Bands ● Very High ● High ● Moderate ● Low ● Very Low

Regional Profile

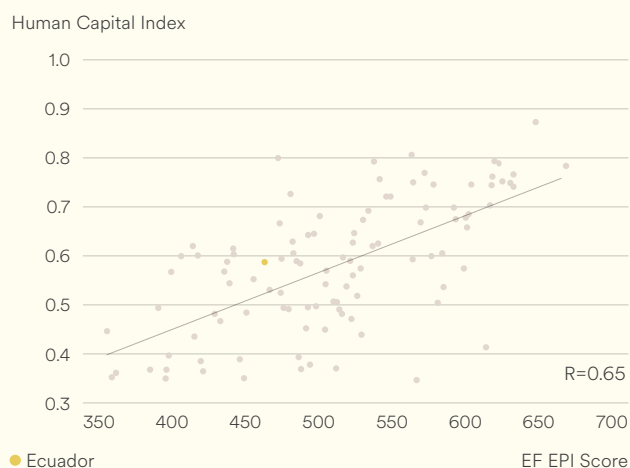
This brief regional profile provides facts and figures that illustrate local conditions and challenges for English language education. Education spending refers to the percentage of total government expenditure dedicated to education. Internet penetration is the percentage of people in the region with access to the Internet.

 EF EPI Score Change from Last Year	+26 ↗
 TOEFL iBT/IELTS GT Scores	86; N/A
 Mean Years of Schooling	8.9
 Education Spending	11.51%
 Population	17,289,552
 Internet Penetration	64.6%
 Languages	Spanish (Castilian) 93% (official), Quechua 4.1%

Sources: World Bank, CIA World Factbook, ETS, and IELTS

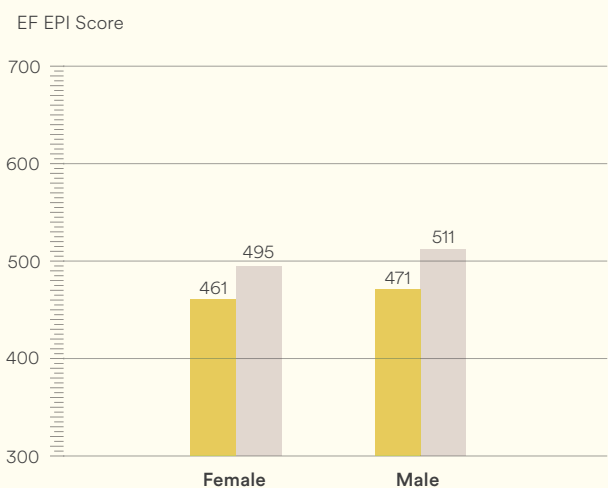
English and Prosperity

The EF EPI has consistently found correlations between English ability and productivity, quality of life, innovation, and a range of other social and economic indicators. This correlation graph shows the positive relationship between English proficiency and the development of human capital.

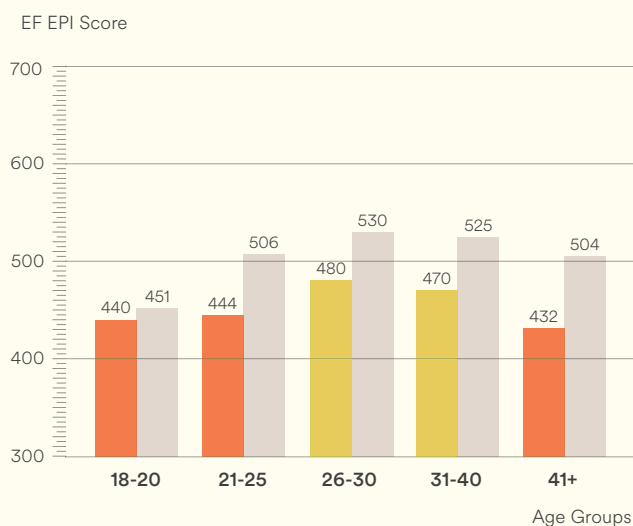


Source: World Bank, 2020

Gender Gap



Generation Gap



Proficiency Bands ● Very High ● High ● Moderate ● Low ● Very Low ● World

About the EF EPI

The EF English Proficiency Index (EF EPI) is a ranking of countries and regions by their English skills. This regional fact sheet is a companion to the EF EPI 2022 edition report. To read the full EF EPI report, with the ranking, regional analyses, and demographic trends, visit www.ef.com/epi. The EF EPI is published by Signum International AG.

