

Costa Rica

Costa Rica

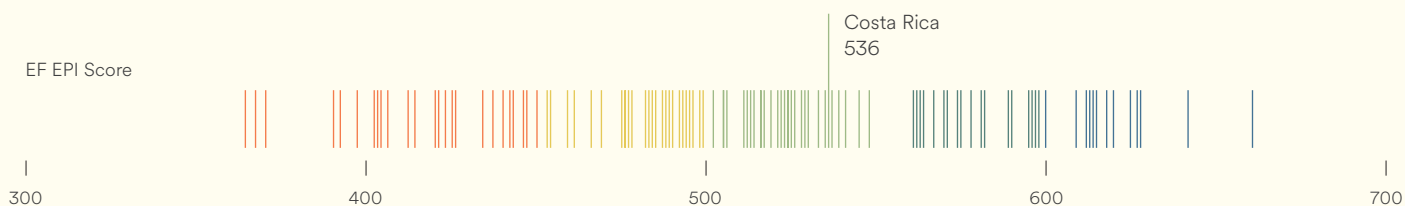
Moderate Proficiency

EF EPI score: 536

#37 out of 111 countries/regions










Region	EF EPI	City	EF EPI	Compared to Region
Heredia	560	Heredia	560	0
San José	556	San José	558	2
Alajuela	544	Alajuela	540	-4
Cartago	527	Cartago	527	0
Guanacaste	466			
Limón	459			
Puntarenas	428			



Proficiency Bands: ● Very High ● High ● Moderate ● Low ● Very Low

Regional Profile

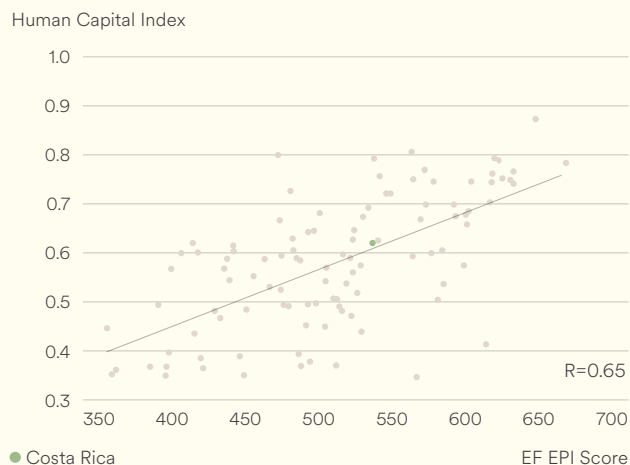
This brief regional profile provides facts and figures that illustrate local conditions and challenges for English language education. Education spending refers to the percentage of total government expenditure dedicated to education. Internet penetration is the percentage of people in the region with access to the Internet.

 EF EPI Score Change from Last Year	+7 ↗
 TOEFL iBT/IELTS GT Scores	93; N/A
 Mean Years of Schooling	8.7
 Education Spending	21.5%
 Population	5,204,411
 Internet Penetration	80.5
 Languages	Spanish (official), English

Sources: World Bank, CIA World Factbook, ETS, and IELTS

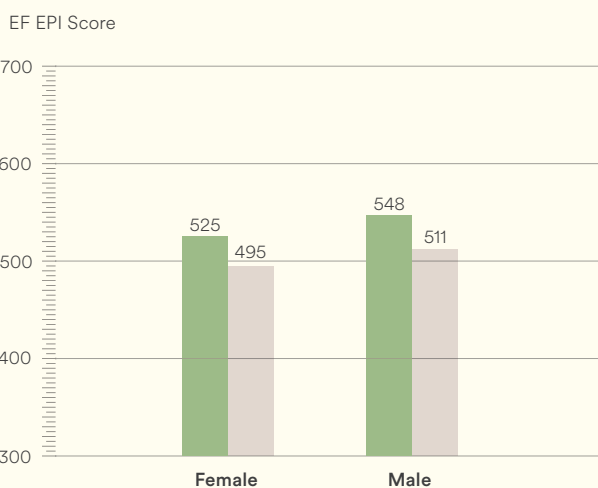
English and Prosperity

The EF EPI has consistently found correlations between English ability and productivity, quality of life, innovation, and a range of other social and economic indicators. This correlation graph shows the positive relationship between English proficiency and the development of human capital.

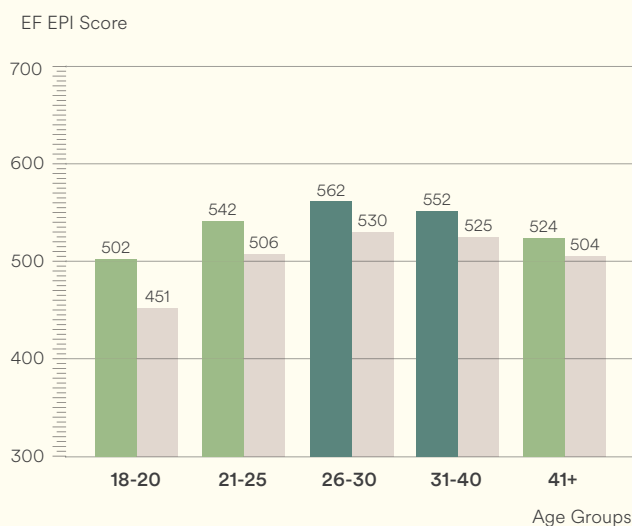


Source: World Bank, 2020

Gender Gap



Generation Gap



Proficiency Bands ● Very High ● High ● Moderate ● Low ● Very Low ● World

About the EF EPI

The EF English Proficiency Index (EF EPI) is a ranking of countries and regions by their English skills. This regional fact sheet is a companion to the EF EPI 2022 edition report. To read the full EF EPI report, with the ranking, regional analyses, and demographic trends, visit www.ef.com/epi. The EF EPI is published by Signum International AG.

