

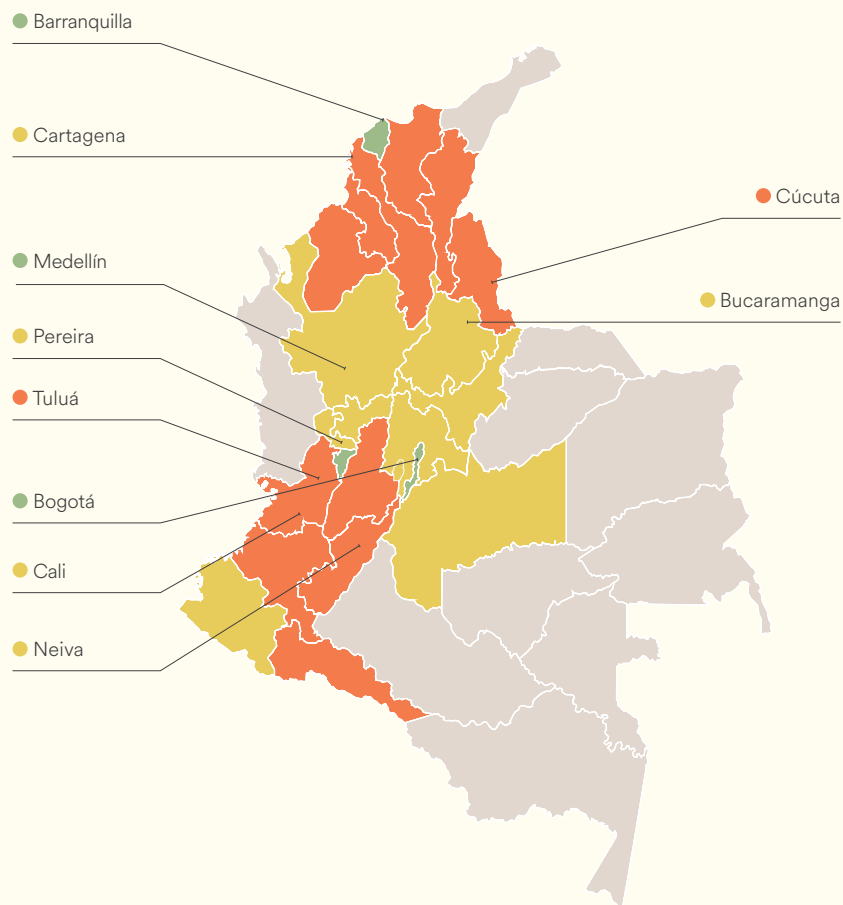
Colombia

Colombia

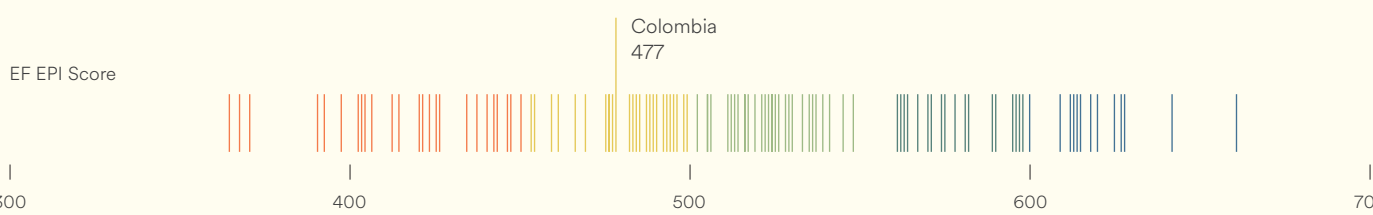
Low Proficiency

EF EPI score: 477

#77 out of 111 countries/regions










Region	EF EPI	Region	EF EPI	City	EF EPI	Compared to Region	City	EF EPI	Compared to Region
Quindío	515	Bolívar	448	Armenia	516	+2	Valledupar	460	+19
Atlántico	506	Magdalena	446	Barranquilla	510	+4	Neiva	458	+29
Bogotá D.C.	503	Cesar	441	Medellín	506	+11	Santa Marta	457	+11
Antioquia	495	Sucre	438	Bogotá	503	0	Ibagué	447	+25
Risaralda	485	Valle del Cauca	438	Bucaramanga	496	+29	Popayán	447	+12
Boyacá	470	Cauca	435	Manizales	484	+21	Montería	439	+18
Santander	467	Huila	429	Pereira	482	-3	Cúcuta	416	+21
Caldas	463	Tolima	422	Cali	480	+42	Tuluá	400	-38
Cundinamarca	456	Córdoba	421	San Juan de Pasto	472	+22			
Meta	454	Norte de Santander	395	Villavicencio	470	+17			
Nariño	450	Putumayo	358	Cartagena	461	+13			



Proficiency Bands: ● Very High ● High ● Moderate ● Low ● Very Low

Regional Profile

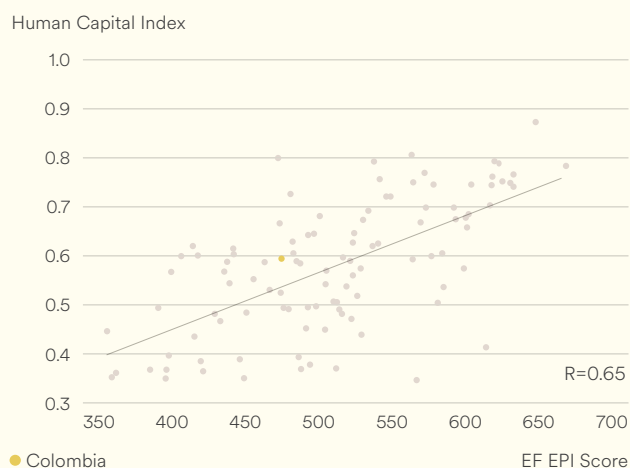
This brief regional profile provides facts and figures that illustrate local conditions and challenges for English language education. Education spending refers to the percentage of total government expenditure dedicated to education. Internet penetration is the percentage of people in the region with access to the Internet.

 EF EPI Score Change from Last Year	+12 ↗
 TOEFL iBT/IELTS GT Scores	86; 6.2
 Mean Years of Schooling	8.5
 Education Spending	14.75%
 Population	49,059,221
 Internet Penetration	69.8%
 Language	Spanish (official)

Sources: World Bank, CIA World Factbook, ETS, and IELTS

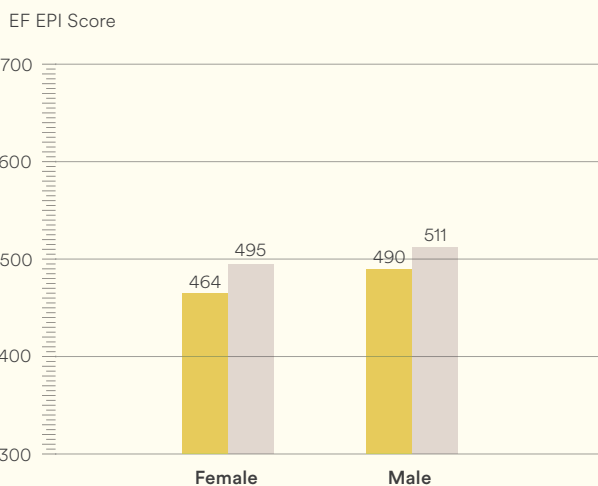
English and Prosperity

The EF EPI has consistently found correlations between English ability and productivity, quality of life, innovation, and a range of other social and economic indicators. This correlation graph shows the positive relationship between English proficiency and the development of human capital.

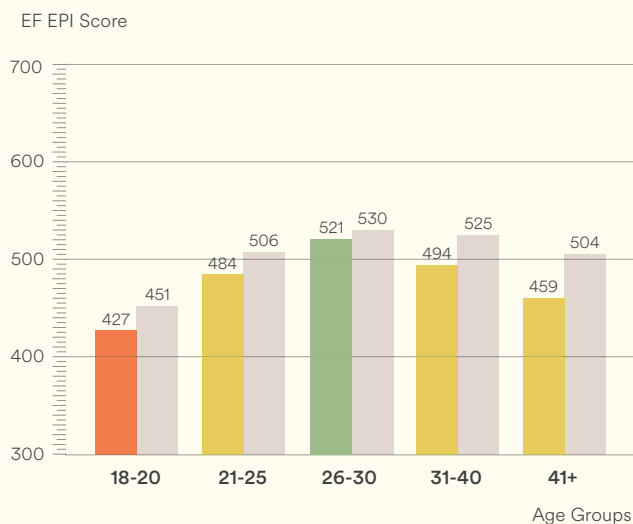


Source: World Bank, 2020

Gender Gap



Generation Gap



Proficiency Bands ● Very High ● High ● Moderate ● Low ● Very Low ● World

About the EF EPI

The EF English Proficiency Index (EF EPI) is a ranking of countries and regions by their English skills. This regional fact sheet is a companion to the EF EPI 2022 edition report. To read the full EF EPI report, with the ranking, regional analyses, and demographic trends, visit www.ef.com/epi. The EF EPI is published by Signum International AG.

