

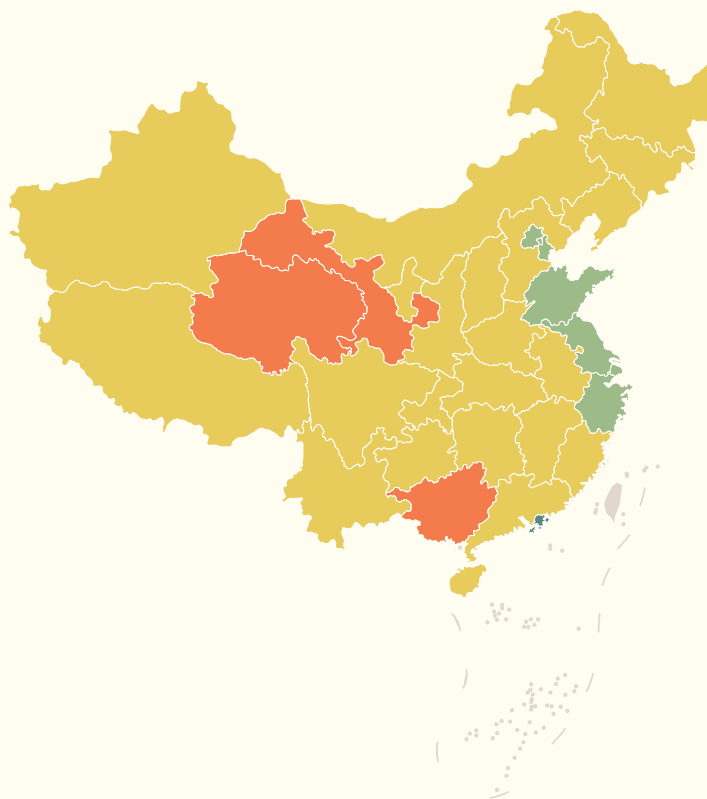


China

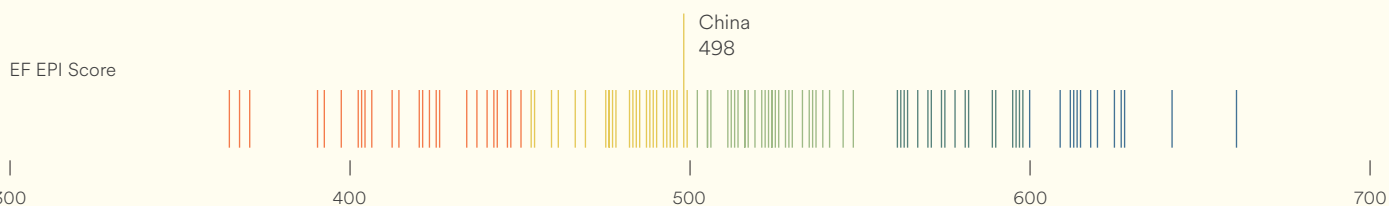
Low Proficiency

EF EPI score: 498

#62 out of 111 countries/regions










Provincial Level Administration	EF EPI	Provincial Level Administration	EF EPI	City	EF EPI	Compared to Region
Hong Kong	561	Hebei	474	Hangzhou	535	26
Shanghai	549	Chongqing	470	Guangzhou	509	17
Beijing	549	Hunan	469	Nanjing	508	20
Tianjin	528	Sichuan	469	Changsha	506	37
Zhejiang	509	Inner Mongolia	463	Wuhan	504	15
Shandong	496	Shanxi	462	Shenzhen	489	-2
Guangdong	492	Jilin	460	Xi'an	485	0
Macau	490	Yunnan	460	Suzhou	481	-7
Hubei	489	Hainan	458	Chengdu	480	11
Jiangsu	488	Tibet	456	Dalian	480	1
Shaanxi	485	Ningxia	453	Harbin	473	-2
Fujian	483	Guizhou	452	Hefei	451	-31
Anhui	482	Henan	451			
Jiangxi	480	Qinghai	449			
Liaoning	479	Guangxi	448			
Xinjiang	479	Gansu	441			
Heilongjiang	475					



Proficiency Bands ● Very High ● High ● Moderate ● Low ● Very Low

Country/Regional Profile

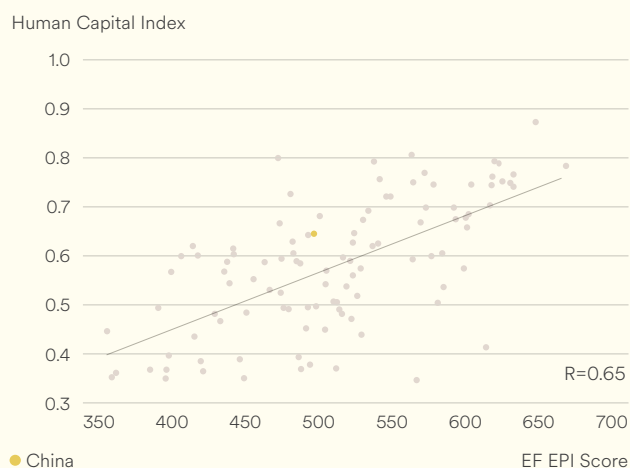
This brief country/regional profile provides facts and figures that illustrate local conditions and challenges for English language education. Education spending refers to the percentage of total government expenditure dedicated to education. Internet penetration is the percentage of people in the region with access to the Internet.

	EF EPI Score Change from Last Year	-15 ∇
	TOEFL iBT/IELTS GT Scores	87; 6.2
	Mean Years of Schooling	8.1
	Education Spending	10.53%
	Population	1,410,539,758
	Internet Penetration	70.4%
	Languages	Mandarin (official), Cantonese, Shanghainese, Fuzhou, Hokkien-Taiwanese, Xiang, Gan, Hakka dialects

Sources: World Bank, CIA World Factbook, ETS, and IELTS

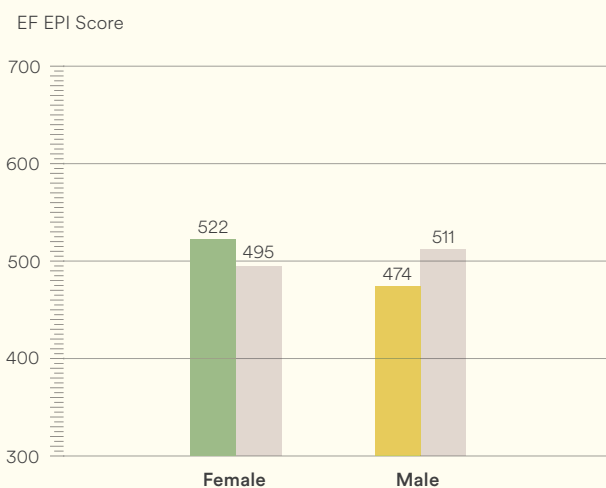
English and Prosperity

The EF EPI has consistently found correlations between English ability and productivity, quality of life, innovation, and a range of other social and economic indicators. This correlation graph shows the positive relationship between English proficiency and the development of human capital.



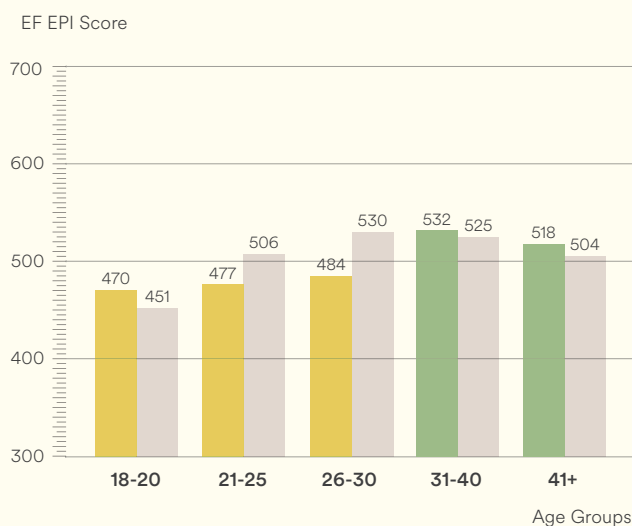
Source: World Bank, 2020

Gender Gap



Proficiency Bands ● Very High ● High ● Moderate ● Low ● Very Low ● World

Generation Gap



About the EF EPI

The EF English Proficiency Index (EF EPI) is a ranking of countries and regions by their English skills. This regional fact sheet is a companion to the EF EPI 2022 edition report. To read the full EF EPI report, with the ranking, regional analyses, and demographic trends, visit www.ef.com/epi. The EF EPI is published by Signum International AG.

