

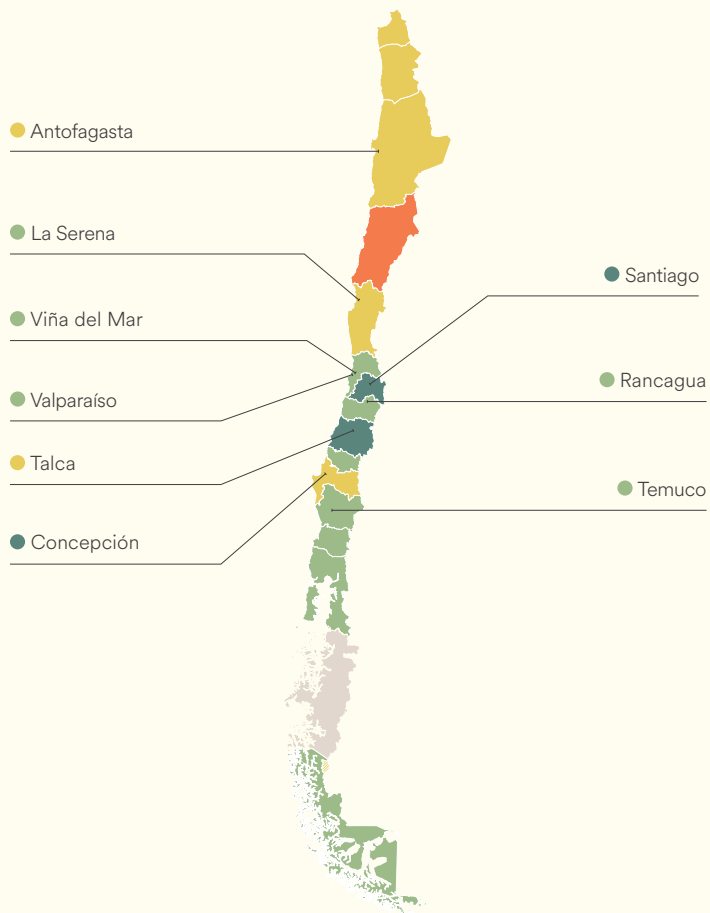
# Chile

## Chile

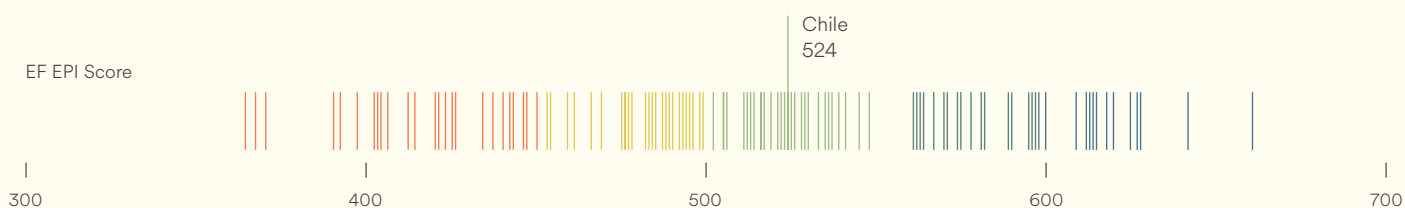
### Moderate Proficiency

EF EPI score: 524

#45 out of 111 countries/regions










Region	EF EPI	Region	EF EPI	City	EF EPI	Compared to Region
Biobío	560	Magallanes	507	Concepción	558	-2
Región Metropolitana de Santiago	550	Tarapacá	495	Santiago	550	0
Ñuble	542	Arica y Parinacota	494	Valparaíso	537	+2
La Araucanía	538	Maule	493	Temuco	534	-5
O'Higgins	537	Antofagasta	483	Viña del Mar	532	-3
Valparaíso	535	Coquimbo	482	Rancagua	510	-27
Los Lagos	521	Atacama	443	La Serena	502	+20
Los Ríos	519			Talca	499	6
				Antofagasta	493	10



Proficiency Bands ● Very High ● High ● Moderate ● Low ● Very Low

## Regional Profile

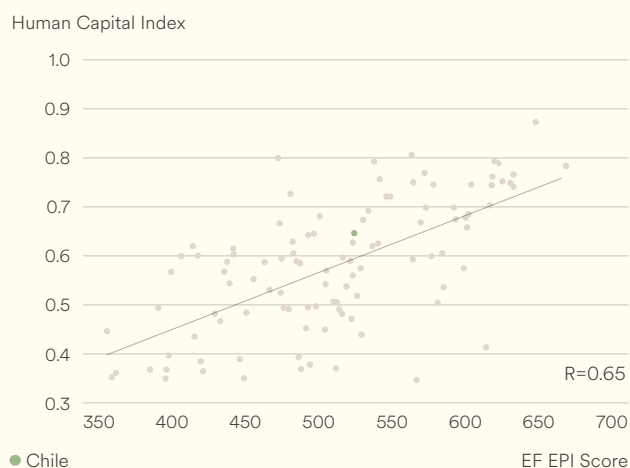
This brief regional profile provides facts and figures that illustrate local conditions and challenges for English language education. Education spending refers to the percentage of total government expenditure dedicated to education. Internet penetration is the percentage of people in the region with access to the Internet.

	<b>EF EPI Score Change from Last Year</b>	+8 ↗
	<b>TOEFL iBT/IELTS GT Scores</b>	88; N/A
	<b>Mean Years of Schooling</b>	10.6
	<b>Education Spending</b>	21.37%
	<b>Population</b>	18,430,408
	<b>Internet Penetration</b>	88.3%
	<b>Languages</b>	Spanish 99.5% (official), English 10.2%, other 2.3%, Indigenous 1%

Sources: World Bank, CIA World Factbook, ETS, and IELTS

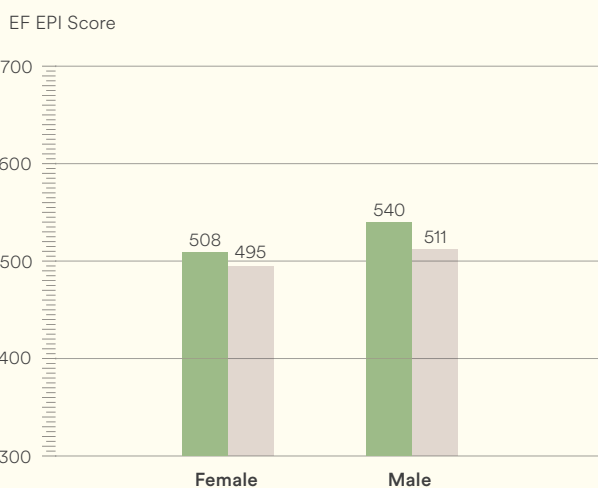
## English and Prosperity

The EF EPI has consistently found correlations between English ability and productivity, quality of life, innovation, and a range of other social and economic indicators. This correlation graph shows the positive relationship between English proficiency and the development of human capital.

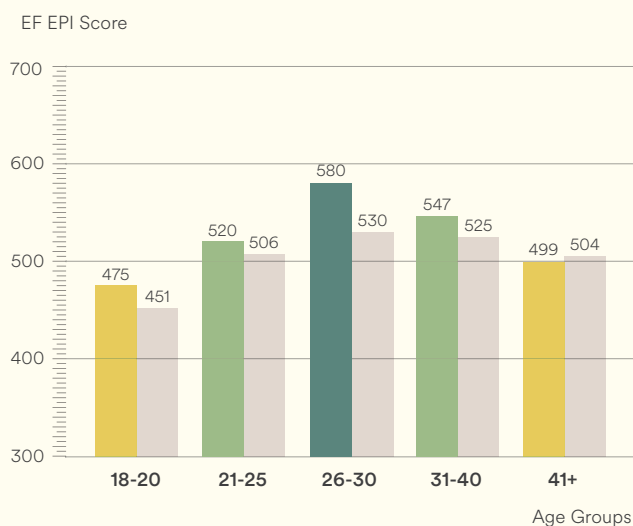


Source: World Bank, 2020

## Gender Gap



## Generation Gap



Proficiency Bands ● Very High ● High ● Moderate ● Low ● Very Low ● World

### About the EF EPI

The EF English Proficiency Index (EF EPI) is a ranking of countries and regions by their English skills. This regional fact sheet is a companion to the EF EPI 2022 edition report. To read the full EF EPI report, with the ranking, regional analyses, and demographic trends, visit [www.ef.com/epi](http://www.ef.com/epi). The EF EPI is published by Signum International AG.

