

# Brasil

## Brazil

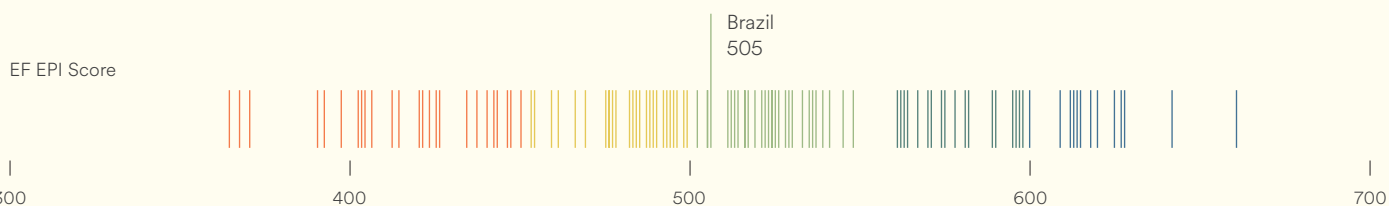
### Moderate Proficiency

EF EPI score: 505

#58 out of 111 countries/regions










Region	EF EPI	Region	EF EPI	City	EF EPI	City	EF EPI
Paraná	551	Pernambuco	483	Curitiba	567	Recife	526
Rio Grande do Sul	551	Amazonas	481	Florianópolis	562	Vitória	525
Santa Catarina	545	Alagoas	480	Porto Alegre	559	Goiânia	524
Distrito Federal	544	Paraíba	480	Campinas	551	Natal	523
Minas Gerais	537	Bahia	479	Belo Horizonte	549	Fortaleza	522
Rio de Janeiro	529	Roraima	474	Uberlândia	540	Salvador	513
São Paulo	527	Mato Grosso	473	Londrina	538	João Pessoa	510
Mato Grosso do Sul	509	Maranhão	470	Brasília	537	Campina Grande	508
Ceará	505	Rondônia	469	Rio de Janeiro	536	São Luís	495
Rio Grande do Norte	503	Piauí	467	Aracaju	532	Belém	493
Sergipe	498	Pará	463	São Paulo	532	Manaus	475
Espírito Santo	490	Tocantins	461				
Acre	485	Amapá	440				
Goiás	485						



## Regional Profile

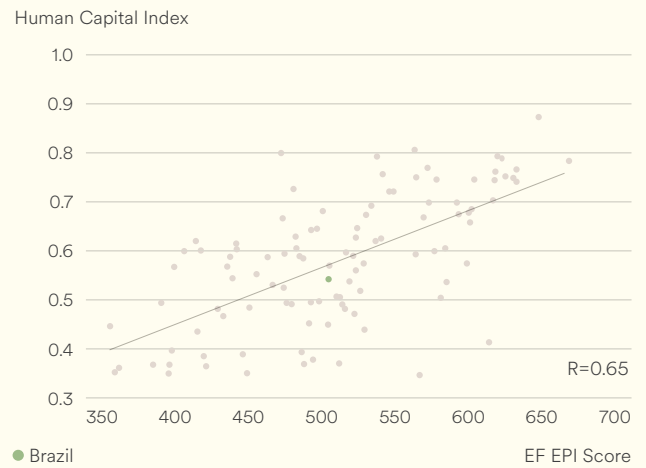
This brief regional profile provides facts and figures that illustrate local conditions and challenges for English language education. Education spending refers to the percentage of total government expenditure dedicated to education. Internet penetration is the percentage of people in the region with access to the Internet.

	<b>EF EPI Score Change from Last Year</b>	+8 ↗
	<b>TOEFL iBT/IELTS GT Scores</b>	90; 6.7
	<b>Mean Years of Schooling</b>	8
	<b>Education Spending</b>	16.15%
	<b>Population</b>	217,240,060
	<b>Internet Penetration</b>	81.3%
	<b>Language</b>	Portuguese (official)

Sources: World Bank, CIA World Factbook, ETS, and IELTS

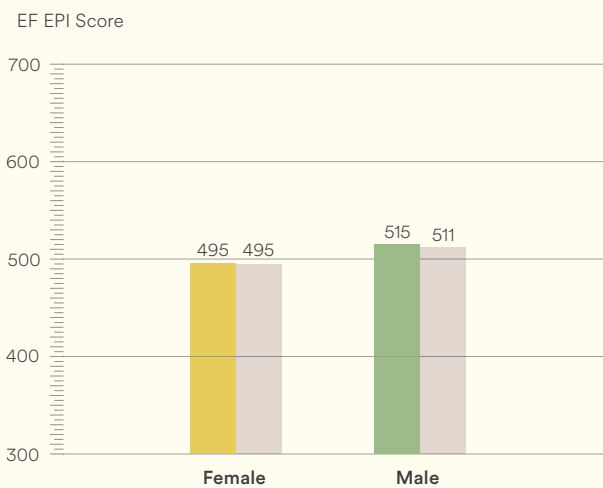
## English and Prosperity

The EF EPI has consistently found correlations between English ability and productivity, quality of life, innovation, and a range of other social and economic indicators. This correlation graph shows the positive relationship between English proficiency and the development of human capital.



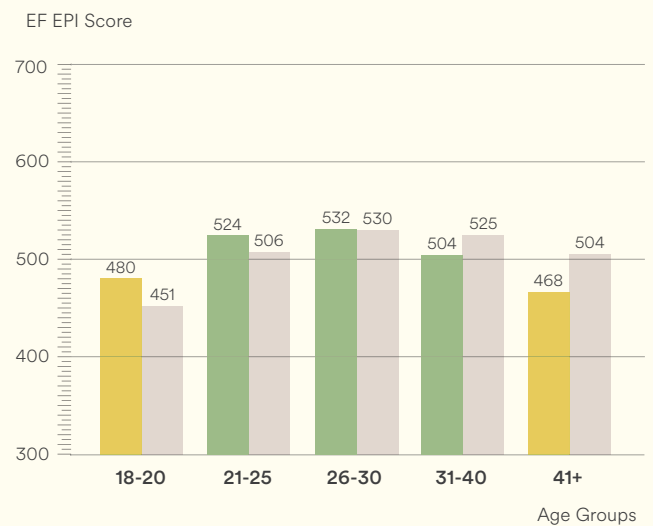
Source: World Bank, 2020

## Gender Gap



Proficiency Bands ● Very High ● High ● Moderate ● Low ● Very Low ● World

## Generation Gap



### About the EF EPI

The EF English Proficiency Index (EF EPI) is a ranking of countries and regions by their English skills. This regional fact sheet is a companion to the EF EPI 2022 edition report. To read the full EF EPI report, with the ranking, regional analyses, and demographic trends, visit [www.ef.com/epi](http://www.ef.com/epi). The EF EPI is published by Signum International AG.

