

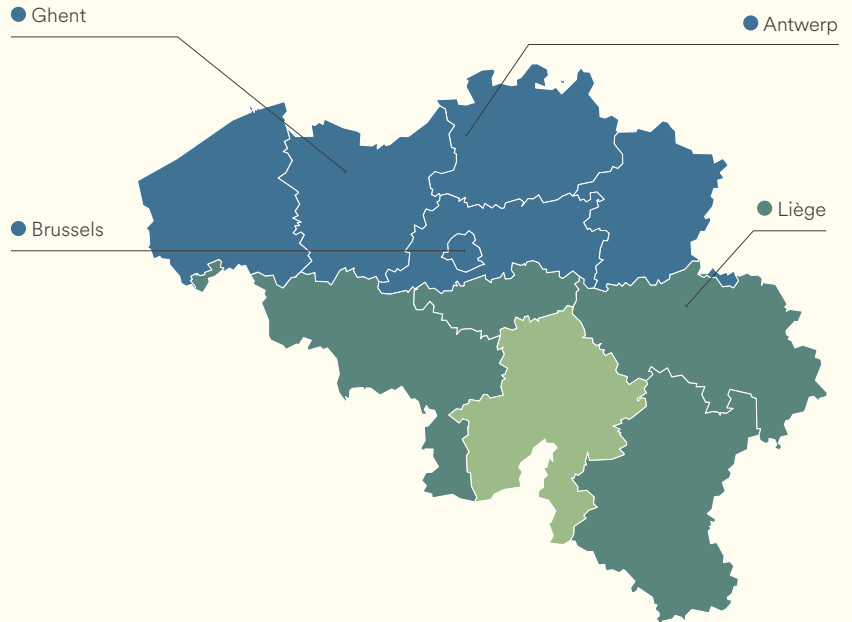
België Belgique

Belgium

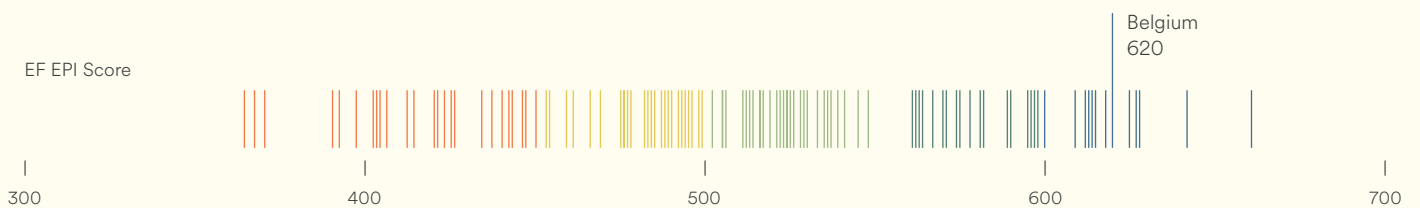
Very High Proficiency

EF EPI score: 620

#6 out of 111 countries/regions










Region	EF EPI	Region	EF EPI	City	EF EPI
Dutch-speaking	646	Limburg	675	Bruges	675
French-speaking	579	Antwerp Province	672	Antwerp	667
		West Flanders	672	Ghent	650
		Flemish Brabant	625	Leuven	646
		East Flanders	620	Brussels	620
		Brussels Capital Region	610	Liège	590
		Liège Province	592		
		Hainaut	566		
		Luxembourg	562		
		Walloon Brabant	558		
		Namur	545		



Regional Profile

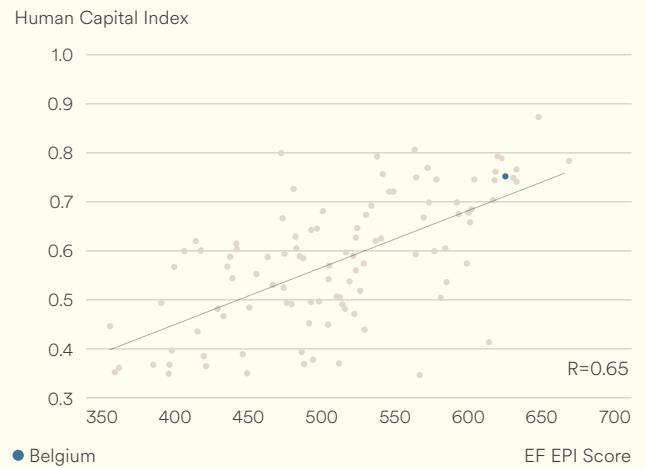
This brief regional profile provides facts and figures that illustrate local conditions and challenges for English language education. Education spending refers to the percentage of total government expenditure dedicated to education. Internet penetration is the percentage of people in the region with access to the Internet.

	EF EPI Score Change from Last Year	-9 ↓
	TOEFL iBT/IELTS GT Scores	99; N/A
	Mean Years of Schooling	12.1
	Education Spending	12.22%
	Population	11,847,338
	Internet Penetration	91.5%
	Languages	Dutch (official) 60%, French (official) 40%, German (official) less than 1%

Sources: World Bank, CIA World Factbook, ETS, and IELTS

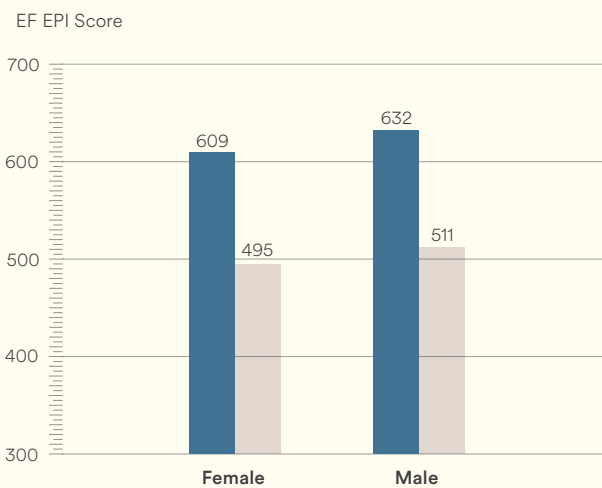
English and Prosperity

The EF EPI has consistently found correlations between English ability and productivity, quality of life, innovation, and a range of other social and economic indicators. This correlation graph shows the positive relationship between English proficiency and the development of human capital.



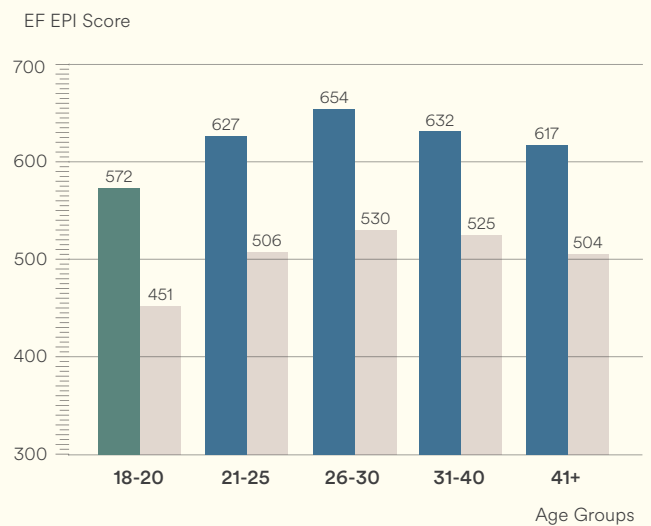
Source: World Bank, 2020

Gender Gap



Proficiency Bands ● Very High ● High ● Moderate ● Low ● Very Low ● World

Generation Gap



About the EF EPI

The EF English Proficiency Index (EF EPI) is a ranking of countries and regions by their English skills. This regional fact sheet is a companion to the EF EPI 2022 edition report. To read the full EF EPI report, with the ranking, regional analyses, and demographic trends, visit www.ef.com/epi. The EF EPI is published by Signum International AG.

